

3 California CAASPP Grade 9 Math Practice Tests

Full-Length Test Prep with Detailed Answer Explanations

Dr. A. Nazari

Copyright © 2026 Dr. A. Nazari

Published by View Math Education

ViewMath.com

All rights reserved. No part of this publication may be reproduced, distributed, or transmitted in any form or by any means, including photocopying, recording, or other electronic or mechanical methods, without the prior written permission of the author, except in the case of brief quotations embodied in critical reviews and certain other noncommercial uses permitted by copyright law, including Section 107 or 108 of the 1976 United States Copyright Act.

The information in this book is distributed on an “as is” basis, without warranty. While every precaution has been taken in the preparation of this work, neither the author nor the publisher shall have any liability to any person or entity with respect to any loss or damage caused or alleged to be caused directly or indirectly by the information contained in this book.

Copyright © 2026



3 Practice Tests

★ Algebra 1 ★

Welcome!

This book contains **3 full-length Algebra 1 practice tests** designed to prepare you for your end-of-course assessment. Each test covers all nine major topics:

📖 Foundations of Algebra 📖 Linear Equations

📖 Functions 📖 Linear Functions & Graphs

📖 Systems of Equations 📖 Polynomials & Factoring

📖 Quadratic Functions 📖 Exponential Functions

📖 Data Analysis & Statistics

Every test includes **detailed answer explanations** so you can learn from each question.

Practice builds confidence. Confidence builds results.

“ Take your time, review each answer explanation, and learn from every mistake. That’s how you grow! ”



How to Use This Book

Your 3-step path to Algebra 1 success

What's Inside


- **3 Full-Length Practice Tests** — each covers all 9 chapters of Algebra 1: real numbers, linear equations & inequalities, functions, graphing, systems of equations, polynomials, quadratics, exponential functions, and data analysis.
- **Detailed Answer Explanations** — every question includes a complete step-by-step solution to help you learn from your mistakes.
- **Formula Reference Sheet** — all the key Algebra 1 formulas and concepts organized in one page for quick access.
- **Test Tracker** — record scores and track improvement across all three tests.


Suggested Study Schedule

1. **Test 1 (Untimed — Diagnostic):** Take the first test without a time limit. This is your baseline. Don't worry about speed—focus on showing your work and trying every question.
2. **Study the gaps:** After scoring Test 1, identify your weakest topics. Spend 5–7 days reviewing those areas before moving to Test 2.
3. **Test 2 (Timed — 120 Minutes):** Take this test with a timer. Practice pacing yourself. Review your answers and compare to Test 1 to see improvement.
4. **Test 3 (Full Test Conditions):** Simulate real test conditions—quiet room, no notes, timed. This is your dress rehearsal.

 **Types of Questions**

• **Multiple Choice:** Four answer options. Work the problem yourself first, then match your answer. Eliminate clearly wrong options to narrow your choices.

 **Short Answer & Constructed Response:** Write your full solution. Show all equations, substitutions, and simplification steps. Partial credit is given for correct work even if the final answer is missing or wrong.

 **Graphing & Data:** Plot points, draw lines, and interpret graphs and scatter plots. Label axes clearly and use a ruler for straight lines.



Tip: After each test, go back and review every question you missed. Read the full explanation and try the problem again on your own. That single habit makes the biggest difference.



Find more at
[ViewMath.com/CA-Algebra1](https://www.viewmath.com/CA-Algebra1)



💡 Test-Taking Tips 💡

Five key strategies for Algebra 1 success

Five Strategies for Every Problem

- 1. Read carefully.** Don't skim. Read every word of the problem and identify exactly what is being asked before you start calculating.
- 2. Set up before solving.** Write the equation or expression before diving into arithmetic. Label your variables and identify what you're solving for.
- 3. Show your work.** Write each step clearly—distribute, combine like terms, isolate the variable. This earns partial credit and reduces mistakes.
- 4. Check your answer.** Plug your result back into the original equation or condition. Does it work?
- 5. Re-read the question.** Make sure you answered what was actually asked. Many mistakes come from solving correctly but answering the wrong question.

Common Algebra 1 Mistakes to Watch For

- ⚠️ Sign errors:** When multiplying or dividing an inequality by a negative, flip the sign.
- ⚠️ Distributing negatives:** $-(3x - 5) = -3x + 5$, not $-3x - 5$.
- ⚠️ Slope:** Rise over run, $m = \frac{y_2 - y_1}{x_2 - x_1}$. Don't swap x and y .
- ⚠️ Factoring:** Always check by multiplying your factors back out.
- ⚠️ Quadratic formula:** Don't forget the "2a" in the denominator, not just "a".

 Don't Forget

- Circle keywords in word problems: "how many more," "total," "rate"
- For word problems, define your variable first: "Let $x = \dots$ "
- When graphing, plot at least two points and check a third
- Convert between forms when it helps: slope-intercept \leftrightarrow standard
- For systems, check your solution in both equations



“ The best way to learn algebra is to understand **why** each step works, not just memorize procedures. When you review your mistakes, ask: Where did my thinking go wrong? ”



Get Online



Find more at
[ViewMath.com/CA-Algebra1](https://www.viewmath.com/CA-Algebra1)

 **ViewMath.com**

What You'll Need

Gather these materials before you begin

Materials Checklist

- ✓ **Sharpened Pencils** — #2 pencils, at least two
- ✓ **Good Eraser** — for clean corrections
- ✓ **Scratch Paper** — for working out problems
- ✓ **Graphing Calculator** — if allowed by your state's test
- ✓ **Ruler / Straightedge** — for graphing
- ✓ **Quiet Space** — no distractions
- ✓ **Focused Mind** — ready to do your best

Typically Allowed

- ✓ Pencils and eraser
- ✓ Scratch paper (provided on official test day)
- ✓ Graphing calculator (varies by state—check your test rules)
- ✓ Ruler or straightedge

Not Allowed

- ✗ Cell phone or any electronic device (other than allowed calculator)
- ✗ Notes, textbooks, or reference sheets (beyond what's provided)
- ✗ Help from others during the test

 **A Note for Parents & Guardians**

Three tests provide a focused, manageable study plan. Space them **one week apart** with study days in between.

How to help:

- Test 1 should be untimed — focus on learning, not speed.
- After each test, review the full solutions together. Ask: “Which topics were hardest? Let’s study those before the next one.”
- Use the Test Tracker page to visualize progress over time.
- For extra support on specific topics, pair this book with our **Algebra 1 Study Guide**.

PREVIEW



Get Online



Find more at
[ViewMath.com/CA-Algebra1](https://www.viewmath.com/CA-Algebra1)



Algebra 1 Reference Sheet

Key formulas and facts you may use during each practice test

★ Properties & Exponents

Commutative: $a + b = b + a$; $ab = ba$

Associative: $(a + b) + c = a + (b + c)$

Distributive: $a(b + c) = ab + ac$

$a^m \cdot a^n = a^{m+n}$ $(a^m)^n = a^{mn}$

$\frac{a^m}{a^n} = a^{m-n}$ $a^0 = 1$

$a^{-n} = \frac{1}{a^n}$ $(ab)^n = a^n b^n$

★ Linear Equations & Inequalities

Slope-intercept: $y = mx + b$

Point-slope: $y - y_1 = m(x - x_1)$

Standard form: $Ax + By = C$

Slope: $m = \frac{y_2 - y_1}{x_2 - x_1}$

Parallel lines: same slope

Perpendicular: $m_1 \cdot m_2 = -1$

★ Functions

A function maps each input to exactly one output.

Vertical line test: passes through at most one point.

Domain: set of all inputs (x -values)

Range: set of all outputs (y -values)

$f(x)$ notation: $f(3)$ means substitute $x = 3$

★ Systems of Equations

Solve by graphing, substitution, or elimination

One solution: lines intersect (consistent)

No solution: lines are parallel

Infinitely many: same line (dependent)

★ Polynomials & Factoring

$(a + b)^2 = a^2 + 2ab + b^2$

$(a - b)^2 = a^2 - 2ab + b^2$

$a^2 - b^2 = (a + b)(a - b)$

To factor $ax^2 + bx + c$: find two numbers that multiply to ac and add to b

★ Quadratic Functions

Standard form: $y = ax^2 + bx + c$

Vertex form: $y = a(x - h)^2 + k$

Vertex: (h, k) ; axis of symmetry: $x = h$

Quadratic formula: $x = \frac{-b \pm \sqrt{b^2 - 4ac}}{2a}$

Discriminant: $b^2 - 4ac$

> 0 : two real solutions $= 0$: one < 0 : none

★ Exponential Functions & Sequences

Growth: $y = a \cdot b^x$ where $b > 1$

Decay: $y = a \cdot b^x$ where $0 < b < 1$

Arithmetic sequence: $a_n = a_1 + (n - 1)d$

Geometric sequence: $a_n = a_1 \cdot r^{n-1}$

★ Data & Statistics

Line of best fit: approximates scatter plot trend

Correlation: positive, negative, or none

Correlation \neq causation

Residual = actual - predicted

Good fit: residuals small, randomly scattered

★ Square Roots & Radicals

Perfect squares: 1, 4, 9, 16, 25, 36, 49, 64, 81, 100, 121, 144

$\sqrt{ab} = \sqrt{a} \cdot \sqrt{b}$ $\sqrt{\frac{a}{b}} = \frac{\sqrt{a}}{\sqrt{b}}$

Simplify: $\sqrt{50} = \sqrt{25 \cdot 2} = 5\sqrt{2}$

My Test Tracker

Record your scores and track your progress

Name: _____

Start Date: _____

Test 1 (Untimed – Diagnostic)

Date: _____

Score: _____ / _____

Percent: _____

Topics to review: _____

Test 2 (Timed – 120 Minutes)

Date: _____

Score: _____ / _____

Percent: _____

Improved on: _____

Still need work: _____

Test 3 (Timed – Full Test Conditions)

Date: _____

Score: _____ / _____

Percent: _____

Total improvement since Test 1: _____

 Score Progress


Shade each bar to your score after each test.

 Final Reflection

The most important thing I learned: _____

The topic where I improved the most: _____

What I want to keep working on: _____



Get Online



Find more at
[ViewMath.com/CA-Algebra1](https://www.viewmath.com/CA-Algebra1)



YOUR ONLINE COMPANION

Continue Learning at ViewMath Academy!

For Parents, Teachers & Students

Great job on the practice tests! Want to keep improving? ViewMath Academy is your **free online companion** to this book.

-  **Score Analyzer** — Enter your answers and instantly see which topics need more practice
-  **Interactive Lessons** — Review the concepts behind each question with clear explanations
-  **Adaptive Quizzes** — Practice your weak topics with questions that match your level
-  **Progress Tracking** — See your mastery grow across all Grade A1 math topics
-  **Personalized Dashboard** — A learning plan tailored just for you



Scan to visit ViewMath Academy

ViewMath.com/CA-Algebra1

 Free to use • No downloads required • Works on any device



PRACTICE TEST

1

Practice Test 1

 10 Questions

Before You Start

- ✓ *Read each question carefully before choosing your answer.*
- ✓ *Show your work on scratch paper when you need to.*
- ✓ *Skip hard questions and come back to them later.*
- ✓ *Check your answers when you're done.*
- ✓ *Take your time — there's no rush!*

★ *You've Got This!* ★

Do your best and show what you know!



1. The table below shows the monthly cost (in dollars) of two streaming plans. Plan A has a \$40 signup fee and costs \$25 per month. Plan B has an \$80 signup fee and costs \$15 per month. After how many months will both plans have the same total cost?

Month	Plan A	Plan B
1	\$65	\$95
2	\$90	\$110
3	\$115	\$125
4	?	?
5	?	?

Your Answer:

2. The table below shows a pattern of powers of 2. What value belongs in the box marked “?”?

2^4	2^3	2^2	2^1	2^0	2^{-1}	2^{-2}
16	8	4	2	?		

(A) 0

(B) 1

(C) -1

(D) 2



Get Online



Find more at
[ViewMath.com/CA-Algebra1](https://www.viewmath.com/CA-Algebra1)



3. Which inequality matches the graph below?



The solid boundary line passes through $(0, 2)$ and $(4, 0)$. The region above the line is shaded.

(A) $y < -\frac{1}{2}x + 2$

(B) $y > -\frac{1}{2}x + 2$

(C) $y \leq -\frac{1}{2}x + 2$

(D) $y \geq -\frac{1}{2}x + 2$

4. Two lines are graphed on the coordinate plane below. Classify the system as consistent and independent, consistent and dependent, or inconsistent.



Your Answer:



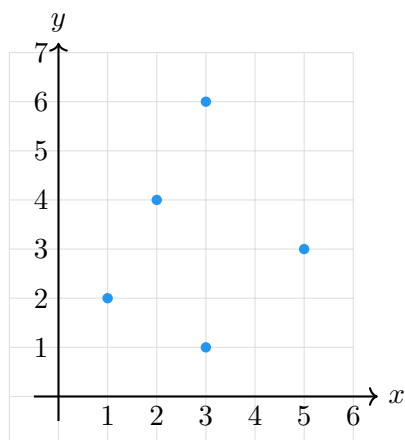
Get Online



Find more at
[ViewMath.com/CA-Algebra1](https://www.viewmath.com/CA-Algebra1)



5. The graph below shows a set of plotted points. Does the relation pass the vertical line test?



- (A) Yes, because every point is in a different row. (B) No, because there are two points at $x = 3$.
- (C) Yes, because all y -values are positive. (D) No, because the points do not form a straight line.



Get Online



Find more at
[ViewMath.com/CA-Algebra1](https://www.viewmath.com/CA-Algebra1)



9. Simplify $\sqrt{12} \cdot \sqrt{3}$.

Your Answer:

10. The graph below shows $y = |x - 3|$ (V-shape) and the horizontal line $y = 2$ (dashed). What is the solution to $|x - 3| \leq 2$?



(A) $x \leq 1$ or $x \geq 5$

(B) $1 \leq x \leq 5$

(C) $-2 \leq x \leq 2$

(D) $3 \leq x \leq 5$



Get Online



Find more at
ViewMath.com/CA-Algebra1



Answer Key & Explanations



Answer Key

First try each test on your own, then check your work here.

Practice Test 1 – Answer Key

- | | | | | | | |
|------------|------------|-------------|-------------------------------------|------------|------------|------------|
| 1 4 | 2 B | 3 D | 4 Consistent and independent | 5 B | 6 C | 7 A |
| 8 4 | 9 6 | 10 B | | | | |

Time to Learn!

Review the explanations below, *especially for the questions you missed*.

Understanding why each answer is correct builds stronger problem-solving skills.

Tip: Circle any questions you got wrong, then read their explanation carefully.

Practice Test 1 – Detailed Explanations

1 Plan A costs $40 + 25m$ and Plan B costs $80 + 15m$. Set them equal: $40 + 25m = 80 + 15m$. Subtract $15m$ and 40 : $10m = 40$, so $m = 4$ months.

2 The pattern shows each value being divided by 2 moving from left to right: $16, 8, 4, 2, \dots$ Dividing 2 by 2 gives 1. This confirms the zero exponent rule: $2^0 = 1$.



Get Online



Find more at
[ViewMath.com/CA-Algebra1](https://www.viewmath.com/CA-Algebra1)



3 The slope is $m = \frac{0-2}{4-0} = -\frac{1}{2}$ and the y -intercept is 2. A solid line means \leq or \geq , and shading above means $y \geq$. The inequality is $y \geq -\frac{1}{2}x + 2$.

4 The two lines have different slopes (1 and $-\frac{1}{2}$) and intersect at exactly one point, (2, 4). A system with one solution is consistent and independent.

5 A vertical line at $x = 3$ passes through the points (3, 6) and (3, 1). Because that vertical line hits two points, the relation fails the vertical line test and is not a function.

6 From the graph, the decay factor is $b = \frac{70}{100} = 0.70$. The percent rate of decay is $r = 1 - 0.70 = 0.30 = 30\%$ per year.

7 Use polynomial long division: $2x^2 \div 2x = x$, and $x(2x - 3) = 2x^2 - 3x$. Subtract to get $4x - 6$. Then $4x \div 2x = 2$, and $2(2x - 3) = 4x - 6$. The remainder is 0, so the quotient is $x + 2$.

8 Residual = actual - predicted = $72 - 68 = 4$. A positive residual means the actual value is 4 above the prediction.

9 Use the product property of radicals: $\sqrt{12} \cdot \sqrt{3} = \sqrt{12 \times 3} = \sqrt{36} = 6$.

10 The V-shape $y = |x - 3|$ is at or below $y = 2$ between the intersection points $x = 1$ and $x = 5$. Algebraically: $-2 \leq x - 3 \leq 2$ gives $1 \leq x \leq 5$.



Well done checking your answers!

Keep practicing to strengthen your skills.

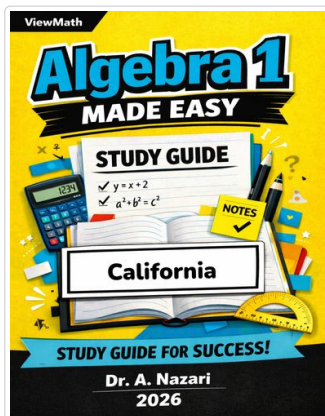


Find more at
[ViewMath.com/CA-Algebra1](https://www.viewmath.com/CA-Algebra1)



 **Great Job! Keep Learning with ViewMath!**


Keep up the great work! Visit viewmath.com/CA-Algebra1 for free lessons, quizzes, and more.



Study Guide



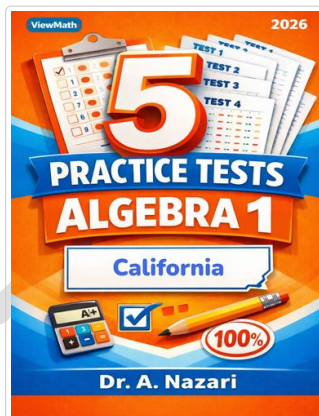
Scan Me



Step-by-Step



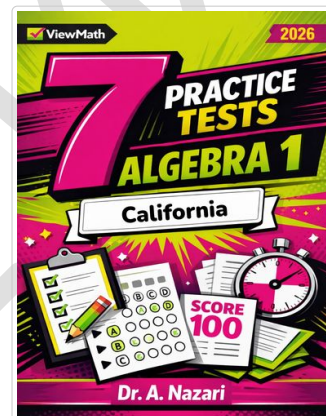
Scan Me



5 Practice Tests



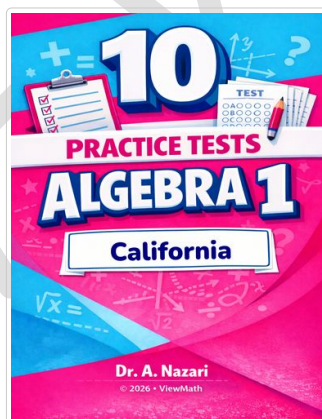
Scan Me



7 Practice Tests



Scan Me



10 Practice Tests



Scan Me



Get Online



Find more at
ViewMath.com/CA-Algebra1



THANK YOU

Enjoyed This Preview?

Get the Full Book!

This preview shows just a small sample of what's inside.

The complete book includes:

- ✓ *All chapters and topics*
- ✓ *Hundreds of practice problems*
- ✓ *Complete answer key with explanations*
- ✓ *Colorful visuals and step-by-step examples*
- ✓ *Reference sheets and progress trackers*

🌐 Visit us at [ViewMath.com](https://www.viewmath.com) for free resources and more books!