

5 Full-Length Hawaii SBA Grade 9 Math Practice Tests

Extra Practice for Test Day Success

Dr. A. Nazari

Copyright © 2026 Dr. A. Nazari

Published by View Math Education

ViewMath.com

All rights reserved. No part of this publication may be reproduced, distributed, or transmitted in any form or by any means, including photocopying, recording, or other electronic or mechanical methods, without the prior written permission of the author, except in the case of brief quotations embodied in critical reviews and certain other noncommercial uses permitted by copyright law, including Section 107 or 108 of the 1976 United States Copyright Act.

The information in this book is distributed on an “as is” basis, without warranty. While every precaution has been taken in the preparation of this work, neither the author nor the publisher shall have any liability to any person or entity with respect to any loss or damage caused or alleged to be caused directly or indirectly by the information contained in this book.

Copyright © 2026

5 Practice Tests

Algebra 1



Welcome!

This book contains **5 full-length Algebra 1 practice tests** to prepare you for your end-of-course assessment. Each test covers every major topic you need to know:

Foundations of Algebra Linear Equations

Functions Linear Functions & Graphs

Systems of Equations Polynomials & Factoring

Quadratic Functions Exponential Functions

Data Analysis & Statistics

With five tests, you'll have plenty of opportunity to identify weak areas, practice them, and build real confidence.

The more you practice, the more prepared you'll be.

“Five tests give you a real advantage. Use each one to get stronger before the real thing!”



How to Use This Book

A 5-week plan for effective test preparation

What's Inside

- **5 Full-Length Practice Tests** — each covers all 9 chapters of Algebra 1: real numbers & exponents, linear equations & inequalities, functions, linear functions & graphing, systems of equations, polynomials & factoring, quadratics, exponential functions, and data analysis.
- **Detailed Answer Explanations** — every question includes a complete step-by-step solution to help you learn from your mistakes.
- **Formula Reference Sheet** — all the key Algebra 1 formulas and concepts organized in one page for quick access.
- **Test Tracker** — record scores and track improvement across all five tests.

Your 5-Week Study Path



Space tests one week apart. Use the days between to study the topics you missed.

Types of Questions

- **Multiple Choice:** Four answer options. Work the problem yourself first, then match your answer. Eliminate clearly wrong options to narrow your choices.
- **Short Answer & Constructed Response:** Write your full solution. Show all equations, substitutions, and simplification steps. Partial credit is given for correct work even if the final answer is missing or wrong.
- **Graphing & Data:** Plot points, draw lines, and interpret graphs and scatter plots. Label axes clearly and use a ruler for straight lines.



Tip: Five tests is enough to see real progress. Space them out, study between them, and always review the full explanation for every problem you get wrong.

PREVIEW



Find more at
[ViewMath.com/Hi-Algebra1](https://www.viewmath.com/Hi-Algebra1)



💡 Test-Taking Tips 💡

Five key strategies for success

✍️ Five Strategies for Every Problem

- 1. Read carefully.** Don't skim. Read every word of the problem and identify exactly what is being asked before you start calculating.
- 2. Estimate first.** Before solving, make a rough estimate. This helps you catch major errors in your final answer.
- 3. Show your work.** Write the equation, substitute values, and simplify step by step. This earns partial credit and reduces mistakes.
- 4. Check your answer.** Plug your result back into the original equation or condition. Does it satisfy the equation?
- 5. Manage your time.** If you're stuck for more than 2 minutes, skip the problem and come back later. Don't let one question eat your time.

⚠️ Common Mistakes to Watch For

- ⚠️ **Sign errors:** When solving $3x - 7 = 14$, add 7 to both sides. Watch negative signs.
- ⚠️ **Distributing negatives:** $-(2x - 5) = -2x + 5$, not $-2x - 5$.
- ⚠️ **Slope formula:** $m = \frac{y_2 - y_1}{x_2 - x_1}$ — keep the order consistent.
- ⚠️ **Factoring:** Always check your factored form by multiplying it back out.
- ⚠️ **Quadratic formula:** Don't forget the \pm — most quadratics have two solutions.

 **Don't Forget**

- Circle keywords in the problem: “solve,” “simplify,” “which equation,” “graph”
- For word problems, define a variable first, then translate step by step
- When graphing lines, plot at least two points and use a ruler
- For systems of equations, check your solution in both equations
- For inequalities, remember to flip the sign when multiplying or dividing by a negative



“ After each practice test, go back to every problem you got wrong and figure out *where* your approach broke down. That single habit makes the biggest difference. ”



Get Online



Find more at
[ViewMath.com/HS-Algebra1](https://www.viewmath.com/HS-Algebra1)



 [ViewMath.com](https://www.viewmath.com)



What You'll Need

Gather these materials before you begin

Materials Checklist

- ✓ **Sharpened Pencils** — #2 pencils, at least two
- ✓ **Good Eraser** — for clean corrections
- ✓ **Scratch Paper** — for working out problems
- ✓ **Graphing Calculator** — if allowed by your state test
- ✓ **Ruler / Straightedge** — for graphing lines
- ✓ **Quiet Space** — no distractions
- ✓ **Focused Mind** — ready to do your best

Allowed Materials

- ✓ Pencils and eraser
- ✓ Scratch paper (provided on official test day)
- ✓ Graphing calculator (most Algebra 1 state tests allow calculators — check your state's policy)
- ✓ Ruler or straightedge

Not Allowed

- ✗ Cell phone or any electronic device
- ✗ Notes, textbooks, or reference sheets (unless provided by the test)
- ✗ Help from others during the test
- ✗ Calculator apps or internet access

♥ A Note for Parents & Guardians

Five tests provide a steady, manageable study plan. Space them **one week apart** with study days in between.

How to help:

- Tests 1–2 should be untimed — focus on learning, not speed.
- After each test, review the full solutions together. Ask: “Which topics were hardest? Let’s study those before the next one.”
- Use the Test Tracker page to visualize progress over time.
- For extra support on specific topics, pair this book with our **Algebra 1 Study Guide**.



Find more at
[ViewMath.com/HS-Algebra1](https://www.viewmath.com/HS-Algebra1)



Algebra 1 Reference Sheet

Key formulas and facts you may use during each practice test

★ Properties & Exponents

Commutative: $a + b = b + a$; $ab = ba$

Associative: $(a + b) + c = a + (b + c)$

Distributive: $a(b + c) = ab + ac$

$a^m \cdot a^n = a^{m+n}$ $(a^m)^n = a^{mn}$

$\frac{a^m}{a^n} = a^{m-n}$ $a^0 = 1$

$a^{-n} = \frac{1}{a^n}$ $(ab)^n = a^n b^n$

★ Linear Equations & Inequalities

Slope-intercept: $y = mx + b$

Point-slope: $y - y_1 = m(x - x_1)$

Standard form: $Ax + By = C$

Slope: $m = \frac{y_2 - y_1}{x_2 - x_1}$

Parallel lines: same slope

Perpendicular: $m_1 \cdot m_2 = -1$

★ Functions

A function maps each input to exactly one output.

Vertical line test: passes through at most one point.

Domain: set of all inputs (x -values)

Range: set of all outputs (y -values)

$f(x)$ notation: $f(3)$ means substitute $x = 3$

★ Systems of Equations

Solve by graphing, substitution, or elimination

One solution: lines intersect (consistent)

No solution: lines are parallel

Infinitely many: same line (dependent)

★ Polynomials & Factoring

$(a + b)^2 = a^2 + 2ab + b^2$

$(a - b)^2 = a^2 - 2ab + b^2$

$a^2 - b^2 = (a + b)(a - b)$

To factor $ax^2 + bx + c$: find two numbers that multiply to ac and add to b

★ Quadratic Functions

Standard form: $y = ax^2 + bx + c$

Vertex form: $y = a(x - h)^2 + k$

Vertex: (h, k) ; axis of symmetry: $x = h$

Quadratic formula: $x = \frac{-b \pm \sqrt{b^2 - 4ac}}{2a}$

Discriminant: $b^2 - 4ac$

> 0 : two real solutions $= 0$: one < 0 : none

★ Exponential Functions & Sequences

Growth: $y = a \cdot b^x$ where $b > 1$

Decay: $y = a \cdot b^x$ where $0 < b < 1$

Arithmetic sequence: $a_n = a_1 + (n - 1)d$

Geometric sequence: $a_n = a_1 \cdot r^{n-1}$

★ Data & Statistics

Line of best fit: approximates scatter plot trend

Correlation: positive, negative, or none

Correlation \neq causation

Residual = actual - predicted

Good fit: residuals small, randomly scattered

★ Square Roots & Radicals

Perfect squares: 1, 4, 9, 16, 25, 36, 49, 64, 81, 100, 121, 144

$\sqrt{ab} = \sqrt{a} \cdot \sqrt{b}$ $\sqrt{\frac{a}{b}} = \frac{\sqrt{a}}{\sqrt{b}}$

Simplify: $\sqrt{50} = \sqrt{25 \cdot 2} = 5\sqrt{2}$

My Test Tracker

Record your scores and track your progress

Name: _____

Start Date: _____

Test 1 (Untimed)

Date: _____ Score: _____ / _____ Percent: _____ Topics to review:

Test 2 (Untimed or Soft Timer)

Date: _____ Score: _____ / _____ Percent: _____ Improved on:

Test 3 (Timed — 120 Minutes)

Date: _____ Score: _____ / _____ Percent: _____ Still challenging:

Test 4 (Timed)

Date: _____ Score: _____ / _____ Percent: _____ Growth from Test 1:

Test 5 (Full Test Conditions)

Date: _____ Score: _____ / _____ Percent: _____ Total improvement:

Score Progress



Shade each bar to your score after each test.

Final Reflection

The most important thing I learned: _____

The topic where I improved the most: _____

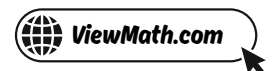
What I want to keep working on: _____



Get Online



Find more at
[ViewMath.com/HI-Algebra1](https://www.viewmath.com/hi-algebra1)



YOUR ONLINE COMPANION

Continue Learning at ViewMath Academy!

For Parents, Teachers & Students

Great job on the practice tests! Want to keep improving? ViewMath Academy is your **free online companion** to this book.

-  **Score Analyzer** — Enter your answers and instantly see which topics need more practice
-  **Interactive Lessons** — Review the concepts behind each question with clear explanations
-  **Adaptive Quizzes** — Practice your weak topics with questions that match your level
-  **Progress Tracking** — See your mastery grow across all Grade A1 math topics
-  **Personalized Dashboard** — A learning plan tailored just for you



Scan to visit ViewMath Academy

ViewMath.com/HI-Algebra1

 Free to use • No downloads required • Works on any device



PRACTICE TEST

1

Practice Test 1

 10 Questions

Before You Start

- ✓ *Read each question carefully before choosing your answer.*
- ✓ *Show your work on scratch paper when you need to.*
- ✓ *Skip hard questions and come back to them later.*
- ✓ *Check your answers when you're done.*
- ✓ *Take your time — there's no rush!*

★ *You've Got This!* ★

Do your best and show what you know!



1. Look at the graph below. How many points on the graph share the same x -coordinate as another point?



Your Answer:

2. Simplify $(a + b)^2 - 2ab$.

Your Answer:

3. Which expression is equivalent to x^{-3} ?

(A) $-x^3$

(B) $-3x$

(C) $\frac{1}{x^3}$

(D) $\frac{x}{3}$

4. Solve $8x - 3 = 5x + 12$.

Your Answer:



Find more at
[ViewMath.com/Hi-Algebra1](https://www.viewmath.com/Hi-Algebra1)



5. For what value of k does the system $3x + y = 9$ and $6x + 2y = k$ have infinitely many solutions?

(A) 9

(B) 12

(C) 15

(D) 18

6. A data set is modeled by $y = 2x^2 + 3$. At $x = 3$, the actual value is 20. What is the residual?

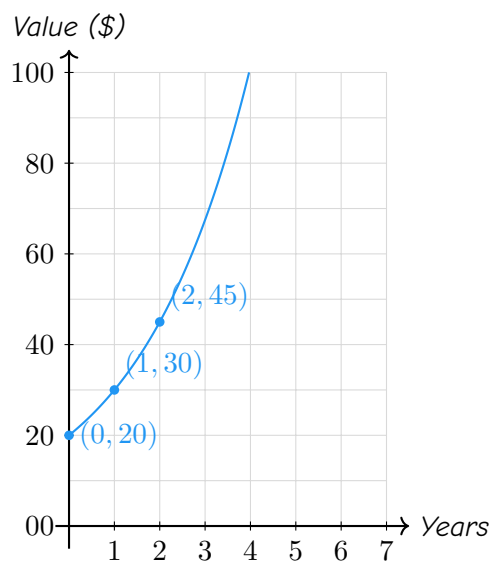
(A) -1

(B) 1

(C) 2

(D) -2

7. The graph below shows the value of a collectible card over time, modeled by an exponential growth function.



Based on the labeled points, what is the value of the card after 3 years? Round to the nearest cent.

Your Answer:



Get Online



Find more at
[ViewMath.com/Hi-Algebra1](https://www.viewmath.com/hi-algebra1)



8. The height of a ball thrown upward is modeled by $h(t) = -16t^2 + 48t + 4$, where t is time in seconds. What is $h(1)$?

(A) 36

(B) 68

(C) 4

(D) -60

9. Solve $|x| = 7$.

(A) $x = 7$ only

(B) $x = -7$ only

(C) $x = 7$ or $x = -7$

(D) No solution

10. What are the solutions of $3x^2 - 2x - 5 = 0$?

(A) $x = \frac{5}{3}$ and $x = -1$

(B) $x = -\frac{5}{3}$ and $x = 1$

(C) $x = 5$ and $x = -\frac{1}{3}$

(D) $x = -5$ and $x = \frac{1}{3}$



Find more at
[ViewMath.com/HI-Algebra1](https://www.viewmath.com/HI-Algebra1)




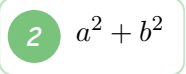




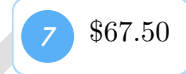



Answer Key & Explanations



Answer Key

First try each test on your own, then check your work here.

Practice Test 1 – Answer Key

- | | | | | | | | |
|---|---|---|---|---|--|---|---|
|  2 |  $a^2 + b^2$ |  C |  5 |  D |  A |  \$67.50 |  A |
|  C |  A | | | | | | |

Time to Learn!

Review the explanations below, *especially for the questions you missed*.

Understanding why each answer is correct builds stronger problem-solving skills.

Tip: Circle any questions you got wrong, then read their explanation carefully.

Practice Test 1 – Detailed Explanations

1 The points $(4, 1)$ and $(4, 4)$ both have $x = 4$. Those 2 points share the same x -coordinate, which means a vertical line at $x = 4$ hits the graph twice and the relation is not a function.

2 Expand $(a + b)^2 = a^2 + 2ab + b^2$. Then subtract $2ab$: $a^2 + 2ab + b^2 - 2ab = a^2 + b^2$.



Get Online



Find more at
[ViewMath.com/Hi-Algebra1](https://www.viewmath.com/Hi-Algebra1)



3 The negative exponent rule states $a^{-n} = \frac{1}{a^n}$. So $x^{-3} = \frac{1}{x^3}$. A negative exponent means reciprocal, not a negative number. Choice A confuses the sign of the exponent with the sign of the base.

4 Subtract $5x$ from both sides: $3x - 3 = 12$. Add 3: $3x = 15$. Divide by 3: $x = 5$.

5 Multiply the first equation by 2: $6x + 2y = 18$. For infinitely many solutions, this must be identical to the second equation. So $k = 18$.

6 Predicted: $y = 2(3)^2 + 3 = 2(9) + 3 = 21$. Residual = actual - predicted = $20 - 21 = -1$. The actual value is 1 below the model's prediction.

7 The initial value is $a = 20$ and the growth factor is $b = \frac{30}{20} = 1.5$. After 3 years: $f(3) = 20(1.5)^3 = 20 \times 3.375 = \67.50 .

8 Substitute $t = 1$: $h(1) = -16(1)^2 + 48(1) + 4 = -16 + 48 + 4 = 36$. The ball is 36 units high after 1 second.

9 Absolute value measures distance from 0. If $|x| = 7$, then x is 7 units from 0, so $x = 7$ or $x = -7$.

10 With $a = 3$, $b = -2$, $c = -5$, the discriminant is $D = 4 + 60 = 64$. Then $x = \frac{2 \pm 8}{6}$, giving $x = \frac{10}{6} = \frac{5}{3}$ or $x = \frac{-6}{6} = -1$.



Well done checking your answers!

Keep practicing to strengthen your skills.



Get Online




Find more at
[ViewMath.com/HI-Algebra1](https://www.viewmath.com/HI-Algebra1)



 **Great Job! Keep Learning with ViewMath!**


Keep up the great work! Visit viewmath.com/HI-Algebra1 for free lessons, quizzes, and more.



Study Guide



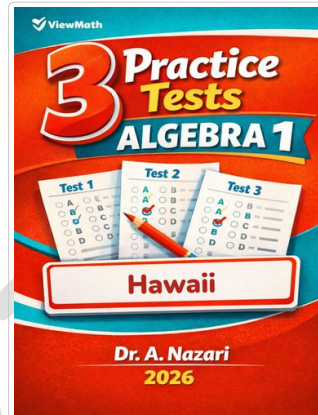
Scan Me



Step-by-Step



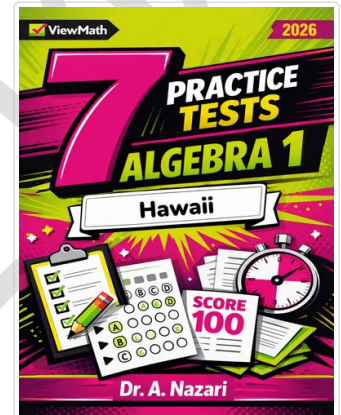
Scan Me



3 Practice Tests



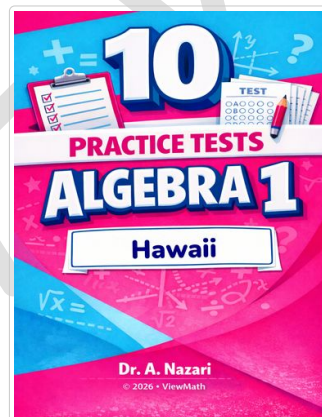
Scan Me



7 Practice Tests



Scan Me



10 Practice Tests



Scan Me



Get Online



Find more at
ViewMath.com/HI-Algebra1



THANK YOU

Enjoyed This Preview?

Get the Full Book!

This preview shows just a small sample of what's inside.

The complete book includes:

- ✓ *All chapters and topics*
- ✓ *Hundreds of practice problems*
- ✓ *Complete answer key with explanations*
- ✓ *Colorful visuals and step-by-step examples*
- ✓ *Reference sheets and progress trackers*

 Visit us at [ViewMath.com](https://www.viewmath.com) for free resources and more books!