

3 Full-Length Georgia Advanced Algebra Practice Tests

Full-Length Test Prep with Detailed Answer Explanations

Dr. A. Nazari

Copyright © 2026 Dr. A. Nazari

Published by View Math Education

ViewMath.com

All rights reserved. No part of this publication may be reproduced, distributed, or transmitted in any form or by any means, including photocopying, recording, or other electronic or mechanical methods, without the prior written permission of the author, except in the case of brief quotations embodied in critical reviews and certain other noncommercial uses permitted by copyright law, including Section 107 or 108 of the 1976 United States Copyright Act.

The information in this book is distributed on an “as is” basis, without warranty. While every precaution has been taken in the preparation of this work, neither the author nor the publisher shall have any liability to any person or entity with respect to any loss or damage caused or alleged to be caused directly or indirectly by the information contained in this book.

Copyright © 2026



Welcome to Your Practice Book

3 full-length Algebra 2 tests to diagnose, review, and build confidence

Welcome!

This book gives you **3 full-length Algebra 2 practice tests** with detailed answer explanations, so every test becomes both practice and review. Use the first test as a baseline, study the explanations for questions you miss, then use the next tests to measure growth.

Practice routine

- ✓ Take each test in one quiet sitting
- ✓ Use a timer and avoid notes
- ✓ Mark questions you want to revisit

Improve your score

- ✓ Review every missed question
- ✓ Write down the mistake pattern
- ✓ Practice that kind of problem again

Practice builds confidence. Careful review turns confidence into results.

1
Test

2
Review

3
Improve

“ Treat each practice test like the real exam: set a timer, work without notes, and finish before checking answers. ”





How to Use This Book



A clean 3-test path: diagnose, train, rehearse

What is inside

3 full-length practice tests

Each test samples Algebra 2 skills across functions, quadratics, polynomials, rational and radical expressions, exponentials, logarithms, sequences, matrices, trigonometry, conics, statistics, probability, and finance.

Complete answer explanations

Use the explanations as your study guide after each test. The goal is not only to know the answer, but to see the reasoning.

Reference sheet and tracker

Review the formulas before testing, then record your scores and weak topics so each test improves the next one.

Question types

Multiple Choice

Work first, then match your answer. Eliminate choices that cannot be right.

Short Answer

Show equations, substitutions, and simplification. Clear work can earn partial credit.

Graphing & Data

Label axes, plot carefully, and connect the graph or table to the question.

Your study rhythm



Suggested pacing: Take Test 1 without a timer. Study the topics you miss for 5–7 days. Take Test 2 with a timer. Use Test 3 as a dress rehearsal: quiet room, no notes, full timing.

1 **Score**
Mark every answer.

2 **Study**
Review missed topics.

3 **Retry**
Redo similar problems.

💡 Test-Taking Tips 💡

Practical habits for Algebra 2 practice tests

During the test

1. Read for the target.

Identify exactly what the question asks before calculating.

2. Set up before solving.

Write the equation, expression, graph feature, or formula you plan to use.

3. Show the algebra.

Keep signs, restrictions, substitutions, and simplification visible.

4. Check reasonableness.

Substitute, estimate, inspect the graph, or compare units.

5. Answer the question asked.

Re-read the final sentence before marking your answer.

After the test

Score

Mark each question and write down the test score.

Sort

Group missed questions by topic, not by page number.

Study

Review the explanation, then retry a similar problem.

Common traps

Inequalities: flip the sign when multiplying or dividing by a negative.

Quadratics: use $2a$ in the denominator of the quadratic formula and interpret the discriminant before solving.

Rational expressions: excluded values come from the original denominator, even after simplifying.

Radicals and logs: check domain restrictions and extraneous solutions.

Graphs: scale the axes first, then label intercepts, asymptotes, extrema, or end behavior.



What You'll Need



Gather materials before you begin

Materials checklist

- | | | | |
|---|---------------------------------|---|-------------------------------------|
| ✓ | Sharpened pencils | ✓ | Good eraser |
| ✓ | Scratch paper | ✓ | Ruler or straightedge |
| ✓ | Graphing calculator, if allowed | ✓ | Quiet place to work |
| ✓ | Timer for practice tests | ✓ | The answer key for review afterward |

Usually allowed

Pencils, scratch paper provided on test day, graphing calculator when your state allows it, and a straight-edge for graphing.

Usually not allowed

Phones, notes, textbooks, online help, or any calculator/app not permitted by your official test rules.



Same setup



Same tools



Better comparison

A consistent routine makes your scores easier to compare.



Algebra 2 Reference Sheet



High-yield formulas for quick review before each practice test

Functions

Domain = allowed inputs; range = outputs.

$$\text{Average rate: } \frac{f(b) - f(a)}{b - a}$$

$f(x) + k$: up/down; $f(x - h)$: right/left

$af(x)$: vertical stretch/reflection

$f(bx)$: horizontal change

Inverse: $f^{-1}(f(x)) = x$

Linear

$$\text{Slope: } m = \frac{y_2 - y_1}{x_2 - x_1}$$

Point-slope: $y - y_1 = m(x - x_1)$

Slope-intercept: $y = mx + b$

Standard: $Ax + By = C$

Parallel: same m ; perpendicular: $m_1 m_2 = -1$

Systems

Solutions are intersections.

Substitution: solve one equation, plug in.

Elimination: align terms, add/subtract.

No solution: parallel lines.

Infinitely many: same line.

Quadratics

Standard: $y = ax^2 + bx + c$

Vertex: $y = a(x - h)^2 + k$

Factored: $y = a(x - r_1)(x - r_2)$

Axis: $x = -\frac{b}{2a}$

$$\text{Formula: } x = \frac{-b \pm \sqrt{b^2 - 4ac}}{2a}$$

Discriminant: $b^2 - 4ac$

Roots: $r_1 + r_2 = -\frac{b}{a}$, $r_1 r_2 = \frac{c}{a}$

Polynomials

Remainder: divide by $x - a$, remainder $f(a)$.

Factor: $x - a$ factor iff $f(a) = 0$.

Zeros and factors: $x = r \leftrightarrow (x - r)$

Even degree: same end behavior.

Odd degree: opposite end behavior.

Even multiplicity touches; odd crosses.

Complex Numbers

$$i^2 = -1, i^3 = -i, i^4 = 1$$

$(a + bi) + (c + di) = (a + c) + (b + d)i$

$(a + bi)(c + di) = (ac - bd) + (ad + bc)i$

Conjugates: $a + bi$, $a - bi$

Real polynomials have conjugate complex roots.

Rational

Excluded values come from original denominator.

Factor first; cancel common factors.

Vertical asymptotes: uncanceled denominator zeros.

Holes: canceled denominator zeros.

Horizontal asymptote compares degrees.

Rational inequality: use sign chart.

Radicals

$$a^{m/n} = \sqrt[n]{a^m} = (\sqrt[n]{a})^m$$

$a^m a^n = a^{m+n}$

$\frac{a^m}{a^n} = a^{m-n}$

Power function: $f(x) = ax^p$

Radical equations: isolate, power, check.

Even roots need nonnegative radicands.

Exponential

Model: $y = ab^x$

Growth: $b > 1$; decay: $0 < b < 1$

Compound: $A = P(1 + \frac{r}{n})^{nt}$

Continuous: $A = Pe^{rt}$

Half-life/decay: $A = A_0(1 - r)^t$

Logarithms

$\log_b(x) = y \leftrightarrow b^y = x$

$\log_b(MN) = \log_b M + \log_b N$

$\log_b(M/N) = \log_b M - \log_b N$

$\log_b(M^p) = p \log_b M$

Change base: $\log_b x = \frac{\log x}{\log b}$

Log domain: argument > 0 .

Sequences

Arithmetic: $a_n = a_1 + (n - 1)d$

Arithmetic recursive: $a_n = a_{n-1} + d$

Arithmetic sum: $S_n = \frac{n(a_1 + a_n)}{2}$

Geometric: $a_n = a_1 r^{n-1}$

Geometric recursive: $a_n = r a_{n-1}$

Finite sum: $S_n = \frac{a_1(1 - r^n)}{1 - r}$

Infinite sum: $S = \frac{a_1}{1 - r}$, $|r| < 1$

Matrices

Matrix size: rows \times columns.

Add/subtract only same dimensions.

Multiply $A_{m \times n} B_{n \times p} = C_{m \times p}$.

Identity: $AI = IA = A$

For 2×2 , determinant $ad - bc$.



Algebra 2 Reference Sheet



Trig, conics, data, probability, and modeling reminders

Trigonometry

Unit point: $(\cos \theta, \sin \theta)$

$$\sin^2 \theta + \cos^2 \theta = 1$$

$$1 + \tan^2 \theta = \sec^2 \theta$$

$$\sin = \frac{\text{opp}}{\text{hyp}}, \cos = \frac{\text{adj}}{\text{hyp}}, \tan = \frac{\text{opp}}{\text{adj}}$$

$$\text{Sine/cosine period: } \frac{2\pi}{|b|}$$

$$\text{Tangent period: } \frac{\pi}{|b|}$$

$$\text{Law of Sines: } \frac{\sin A}{a} = \frac{\sin B}{b} = \frac{\sin C}{c}$$

$$\text{Law of Cosines: } c^2 = a^2 + b^2 - 2ab \cos C$$

Trig Graphs

$$y = A \sin(B(x - C)) + D$$

$$\text{Amplitude: } |A|$$

$$\text{Period: } \frac{2\pi}{|B|} \text{ for sine/cosine}$$

$$\text{Period: } \frac{\pi}{|B|} \text{ for tangent}$$

$$\text{Phase shift: } C$$

$$\text{Midline: } y = D$$

$$\text{Max/min: } D \pm |A|$$

Special Angles

$$30^\circ = \frac{\pi}{6}, 45^\circ = \frac{\pi}{4}, 60^\circ = \frac{\pi}{3}$$

$$\sin 30^\circ = \frac{1}{2}, \cos 30^\circ = \frac{\sqrt{3}}{2}$$

$$\sin 45^\circ = \cos 45^\circ = \frac{\sqrt{2}}{2}$$

$$\sin 60^\circ = \frac{\sqrt{3}}{2}, \cos 60^\circ = \frac{1}{2}$$

Quadrant signs: ASTC.

Conics

$$\text{Circle: } (x - h)^2 + (y - k)^2 = r^2$$

$$\text{Parabola: } (x - h)^2 = 4p(y - k)$$

$$\text{or } (y - k)^2 = 4p(x - h)$$

$$\text{Ellipse: } \frac{(x - h)^2}{a^2} + \frac{(y - k)^2}{b^2} = 1$$

$$\text{Hyperbola: } \frac{(x - h)^2}{a^2} - \frac{(y - k)^2}{b^2} = 1$$

Conic Details

Circle center (h, k) , radius r .

Parabola vertex (h, k) , focus is $|p|$ away.

Ellipse: larger denominator gives major axis.

$$\text{Ellipse: } c^2 = a^2 - b^2$$

$$\text{Hyperbola: } c^2 = a^2 + b^2$$

Asymptotes guide hyperbola branches.

Statistics

$$\text{Mean: } \bar{x} = \frac{\sum x}{n}$$

$$z = \frac{x - \mu}{\sigma}$$

Residual = actual - predicted

Correlation r is between -1 and 1 .

Normal: about 68%, 95%, 99.7% within 1, 2, 3 SDs.

Data Displays

$$\text{IQR: } Q_3 - Q_1$$

$$\text{Outlier fence: } Q_1 - 1.5(\text{IQR}), Q_3 + 1.5(\text{IQR})$$

Median resists outliers.

Mean is pulled by outliers.

Standard deviation measures typical distance from mean.

Regression

Residual: actual - predicted.

Positive r : as x rises, y tends to rise.

Negative r : as x rises, y tends to fall.

Strong linear fit: $|r|$ close to 1 .

R^2 is percent of variation explained.

Probability

$$P(A | B) = \frac{P(A \cap B)}{P(B)}$$

$$\text{Independent: } P(A \cap B) = P(A)P(B)$$

$$\text{Either/or: } P(A \cup B) = P(A) + P(B) - P(A \cap B)$$

$$\text{Permutations: } {}_n P_r = \frac{n!}{(n - r)!}$$

$$\text{Combinations: } {}_n C_r = \frac{n!}{r!(n - r)!}$$

$$\text{Binomial: } {}_n C_r p^r (1 - p)^{n - r}$$

Counting

Fundamental counting principle: multiply choices.

Permutation: order matters.

Combination: order does not matter.

With replacement: choices stay the same.

Without replacement: choices decrease.

Finance

$$\text{Simple interest: } I = Prt$$

$$\text{Future amount: } A = P + I$$

$$\text{Compound: } A = P(1 + \frac{r}{n})^{nt}$$

$$\text{Continuous: } A = Pe^{rt}$$

$$\text{Depreciation: } A = P(1 - r)^t$$

$$\text{Percent change: } \frac{\text{new} - \text{old}}{\text{old}}$$

Modeling Checks

Linear: constant first differences.

Quadratic: constant second differences.

Exponential: constant ratios.

Domain should match the context.

Round only at the end unless directed.



My Test Tracker



Record scores, review topics, and save your progress online

Name: _____

Start Date: _____

Test	Date	Score / 50	Percent	Main topic to review
1	_____	_____	_____	_____
2	_____	_____	_____	_____
3	_____	_____	_____	_____

Review pattern

Test 1

Find your baseline and list the first weak topics.

Test 2

Check whether your review changed the score.

Test 3

Practice under full test conditions.

Track your progress and save your scores on [ViewMath.com](https://www.viewmath.com)

Scan the QR code to enter scores, save progress, and review weak topics.

[ViewMath.com/GA-Algebra2](https://www.viewmath.com/GA-Algebra2)









YOUR ONLINE COMPANION

Continue Learning at ViewMath Academy!

For Parents, Teachers & Students

Great job on the practice tests! Want to keep improving? ViewMath Academy is your **free online companion** to this book.

-  **Score Analyzer** — Enter your answers and instantly see which topics need more practice
-  **Interactive Lessons** — Review the concepts behind each question with clear explanations
-  **Adaptive Quizzes** — Practice your weak topics with questions that match your level
-  **Progress Tracking** — See your mastery grow across all Grade Algebra 2 math topics
-  **Personalized Dashboard** — A learning plan tailored just for you



Scan to visit ViewMath Academy

 ViewMath.com/GA-Algebra2

 Free to use • No downloads required • Works on any device



PRACTICE TEST

1

Practice Test 1

 10 Questions

Before You Start

- ✓ *Read each question carefully before choosing your answer.*
- ✓ *Show your work on scratch paper when you need to.*
- ✓ *Skip hard questions and come back to them later.*
- ✓ *Check your answers when you're done.*
- ✓ *Take your time — there's no rush!*

★ *You've Got This!* ★

Do your best and show what you know!



1. Use the table to evaluate the expression $2x^2 - 3x$ at the listed input.

x	$2x^2 - 3x$
-1	?
0	0
2	2

(A) -5

(B) 2

(C) 5

(D) -1

2. Which line is perpendicular to $y = -4x + 9$?

(A) $y = -4x - 1$

(B) $y = 4x + 1$

(C) $y = \frac{1}{4}x - 2$

(D) $y = -\frac{1}{4}x + 2$

3. Use the table to find the average rate of change from $t = 1$ to $t = 4$.

t	$h(t)$
1	18
2	22
3	26
4	30

(A) 3

(B) 4

(C) 8

(D) 12

4. What does the solution to a system of two linear equations represent on a graph?

(A) the steepest line

(B) the intersection point

(C) the y -intercepts only

(D) the shaded side of one line



Get Online



Find more at
ViewMath.com/GA-Algebra2



 ViewMath.com



5. Solve $3(2x - 5) = 27$.

(A) $x = 4$

(B) $x = 6$

(C) $x = 7$

(D) $x = 14$

6. Which statement describes $y = 7$?

(A) slope is undefined

(B) slope is 0

(C) passes through the origin only

(D) is a vertical line

7. Solve $|x + 3| \geq 8$.

(A) $-11 \leq x \leq 5$

(B) $x \leq -11$ or $x \geq 5$

(C) $x \geq -11$

(D) $x \leq 5$

8. Which equation is an identity?

(A) $6x + 2 = 6x + 3$

(B) $2(x + 5) = 2x + 10$

(C) $x - 4 = 9$

(D) $3x = 0$

9. Which form best reveals the zeros of $f(x) = 2(x - 1)(x + 4)$?

(A) standard form

(B) factored form

(C) vertex form

(D) recursive form

10. What is the discriminant of $2x^2 - 3x - 5 = 0$?

(A) -31

(B) 31

(C) 49

(D) -49



Get Online



Find more at
[ViewMath.com/GA-Algebra2](https://www.viewmath.com/GA-Algebra2)



Answer Key & Explanations



Answer Key

First try each test on your own, then check your work here.

Practice Test 1 – Answer Key

1 C

2 C

3 B

4 B

5 C

6 B

7 B

8 B

9 B

10 C

Time to Learn!

Review the explanations below, especially for the questions you missed.

Understanding why each answer is correct builds stronger problem-solving skills.

Tip: Circle any questions you got wrong, then read their explanation carefully.

Practice Test 1 – Detailed Explanations

1 At $x = -1$, $2(-1)^2 - 3(-1) = 2 + 3 = 5$, so the missing table value is 5.

2 Perpendicular slopes are negative reciprocals, and the negative reciprocal of -4 is $\frac{1}{4}$.

3 The output changes from 18 to 30 over 3 input units, so the average rate is $\frac{12}{3} = 4$.



Find more at
[ViewMath.com/GA-Algebra2](https://www.viewmath.com/GA-Algebra2)



- 4 A solution must satisfy both equations, so it is the point where the two lines meet.
- 5 Divide by 3 to get $2x - 5 = 9$, then add 5 and divide by 2 to get $x = 7$.
- 6 The graph of $y = 7$ is horizontal, and horizontal lines have slope 0.
- 7 A greater-than absolute value inequality is an outside interval, so $x + 3 \leq -8$ or $x + 3 \geq 8$.
- 8 Distributing gives $2x + 10 = 2x + 10$, which is true for every value of x .
- 9 Factored form shows the zeros by setting each factor equal to zero, giving $x = 1$ and $x = -4$.
- 10 Compute $b^2 - 4ac = (-3)^2 - 4(2)(-5) = 9 + 40 = 49$.




Get Online

Find more at
[ViewMath.com/GA-Algebra2](https://www.viewmath.com/GA-Algebra2)

Great Job! Keep Learning with ViewMath!


Keep up the great work! Visit viewmath.com/GA-Algebra2 for free lessons, quizzes, and more.



Study Guide



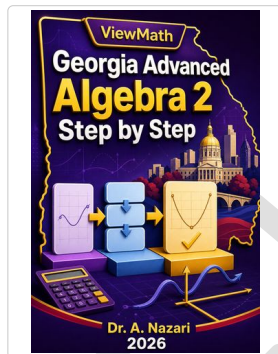
Scan Me



Workbook




Scan Me



Step-by-Step



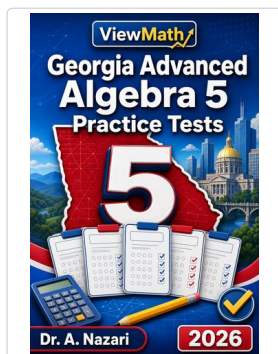
Scan Me



Quizzes



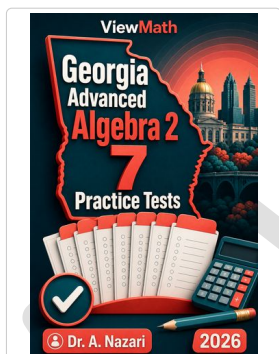
Scan Me



5 Practice Tests



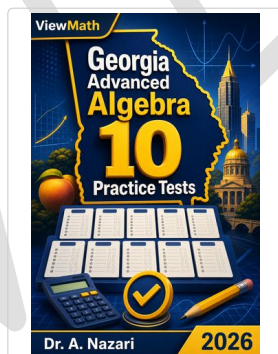
Scan Me



7 Practice Tests



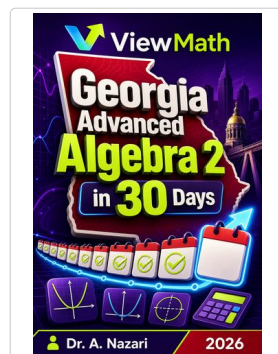
Scan Me



10 Practice Tests



Scan Me



Math in 30 Days




Scan Me



Math in 10 Days




Scan Me



Puzzles



Scan Me



Worksheets



Scan Me



Find more at ViewMath.com/GA-Algebra2

