

Texas

Grade 2

3 Math Practice Tests

3

★ TEST 1

○ ○ ○

★ TEST 2

○ ○ ○

★ TEST 3

○ ○ ○

3 Texas Grade 2 Math Practice Tests

Full-Length Test Prep with Detailed Answer Explanations

Dr. A. Nazari

Copyright © 2026 Dr. A. Nazari

Published by View Math Education

ViewMath.com

All rights reserved. No part of this publication may be reproduced, distributed, or transmitted in any form or by any means, including photocopying, recording, or other electronic or mechanical methods, without the prior written permission of the author, except in the case of brief quotations embodied in critical reviews and certain other noncommercial uses permitted by copyright law, including Section 107 or 108 of the 1976 United States Copyright Act.

The information in this book is distributed on an “as is” basis, without warranty. While every precaution has been taken in the preparation of this work, neither the author nor the publisher shall have any liability to any person or entity with respect to any loss or damage caused or alleged to be caused directly or indirectly by the information contained in this book.

Copyright © 2026

Grade 2 Practice Tests

Full-length practice with answer explanations.

Practice tests help students build stamina, review mixed skills, and learn how to check their work. Every test includes a score page and answer explanations.

How to Use Practice Tests

1. Try the test in one sitting when you can.
2. Mark questions you want to revisit.
3. Use scratch paper for drawings and number lines.
4. Score the test and read every explanation for missed questions.
5. Practice the weak topics before taking the next test.

Test-Taking Tips

- Read the whole question before answering.
- Look for words like total, left, fewer, and equal.
- Estimate first when the numbers are large.
- Cross out answers that cannot make sense.
- Go back and check skipped questions.

Math Symbols and Words

A quick helper for reading problems carefully.

+ add	join, total, altogether, more, sum
– subtract	take away, left, fewer, difference, compare
= equal	the same value as, balances with
> greater than	the number on the left is larger
< less than	the number on the left is smaller
unknown	the missing number you need to find
estimate	a close answer that makes sense
unit	what you are measuring with: inches, feet, cents, minutes

Read the action words

Before you calculate, ask what the story is doing. Is it joining groups, taking away, comparing two amounts, or finding a missing part?

Number Chart

Use this page for counting patterns, place value, and mental math.

1	2	3	4	5	6	7	8	9	10
11	12	13	14	15	16	17	18	19	20
21	22	23	24	25	26	27	28	29	30
31	32	33	34	35	36	37	38	39	40
41	42	43	44	45	46	47	48	49	50
51	52	53	54	55	56	57	58	59	60
61	62	63	64	65	66	67	68	69	70
71	72	73	74	75	76	77	78	79	80
81	82	83	84	85	86	87	88	89	90
91	92	93	94	95	96	97	98	99	100

Try it:

- Count by 2s, 5s, and 10s.
- Move down one row to add 10.
- Move up one row to subtract 10.
- Circle odd and even numbers in different colors.






My Test Tracker

Test	Score	Date	Topics to Review
1			
2			
3			
4			
5			
6			
7			
8			
9			
10			

Take Your Learning Online with ViewMath Academy!

For Students, Parents & Teachers

ViewMath Academy is the **free online companion** for this book. Use it to practice each Grade 2 skill, review lessons, and keep track of progress.

-  **Topic Quizzes** — Check each skill right after you study it.
-  **Friendly Lessons** — Revisit counting, place value, addition, time, money, data, shapes, and more.
-  **Progress Tracking** — See which topics feel strong and which ones need another try.
-  **Extra Practice** — Get more questions when a topic needs more time.
-  **Practice Tests** — Build confidence before quizzes, class tests, or state practice.



Scan to visit ViewMath Academy

 ViewMath.com/learning/grade-2-math-texas

 Free to use • No downloads required • Works on any device



Contents

Grade 2 topics at a glance

 Practice Test 1	3
 Practice Test 2	11
 Practice Test 3	19
 Answer Key & Explanations	28

Use the chapter pages to assign focused review, then use the answer key for reteaching.

PRACTICE TEST

1

Practice Test 1

 30 Questions

Before You Start

- ✓ Read each question carefully before choosing your answer.
- ✓ Show your work on scratch paper when you need to.
- ✓ Skip hard questions and come back to them later.
- ✓ Check your answers when you're done.
- ✓ Take your time — there's no rush!

★ You've Got This! ★

Do your best and show what you know!

