

# Texas

# Grade 2

Math in 30 Days



# Texas Grade 2 Math in 30 Days

*A Day-by-Day Study Plan with Practice and Answer Key*

**Dr. A. Nazari**

Copyright © 2026 Dr. A. Nazari

Published by View Math Education

ViewMath.com

All rights reserved. No part of this publication may be reproduced, distributed, or transmitted in any form or by any means, including photocopying, recording, or other electronic or mechanical methods, without the prior written permission of the author, except in the case of brief quotations embodied in critical reviews and certain other noncommercial uses permitted by copyright law, including Section 107 or 108 of the 1976 United States Copyright Act.

The information in this book is distributed on an “as is” basis, without warranty. While every precaution has been taken in the preparation of this work, neither the author nor the publisher shall have any liability to any person or entity with respect to any loss or damage caused or alleged to be caused directly or indirectly by the information contained in this book.

*Copyright © 2026*

# Grade 2 Math in 30 Days

A short, steady study plan for the whole year of math.

Each day teaches or reviews one small piece of Grade 2 math. The lessons are short on purpose, so students can stay focused and feel progress every day.

# How to Use This 30-Day Plan

1. Do one day at a time.
2. Read the goal before starting.
3. Use counters, drawings, or a number chart when the math feels abstract.
4. Check the answer key before the next day.
5. If a day is hard, repeat it instead of rushing.

# Your 30-Day Plan

Check off each day as you finish it.

Day 1	Day 2	Day 3	Day 4	Day 5
Day 6	Day 7	Day 8	Day 9	Day 10
Day 11	Day 12	Day 13	Day 14	Day 15
Day 16	Day 17	Day 18	Day 19	Day 20
Day 21	Day 22	Day 23	Day 24	Day 25
Day 26	Day 27	Day 28	Day 29	Day 30

# What You'll Need

Simple tools make Grade 2 math easier to see.

- A pencil and eraser.
- Scratch paper for drawings and number lines.
- Small counters, coins, cubes, buttons, or dry beans.
- A ruler for length problems.
- Colored pencils for graphs, shapes, and puzzles.

## Make the math visible

Grade 2 students learn best when they can draw, build, count, move, and explain. Use tools first, then write the equation.

# Number Chart

Use this page for counting patterns, place value, and mental math.

1	2	3	4	5	6	7	8	9	10
11	12	13	14	15	16	17	18	19	20
21	22	23	24	25	26	27	28	29	30
31	32	33	34	35	36	37	38	39	40
41	42	43	44	45	46	47	48	49	50
51	52	53	54	55	56	57	58	59	60
61	62	63	64	65	66	67	68	69	70
71	72	73	74	75	76	77	78	79	80
81	82	83	84	85	86	87	88	89	90
91	92	93	94	95	96	97	98	99	100






## Try it:

- Count by 2s, 5s, and 10s.
- Move down one row to add 10.
- Move up one row to subtract 10.
- Circle odd and even numbers in different colors.

# Take Your Learning Online with ViewMath Academy!

## For Students, Parents & Teachers

ViewMath Academy is the **free online companion** for this book. Use it to practice each Grade 2 skill, review lessons, and keep track of progress.

-  **Topic Quizzes** — Check each skill right after you study it.
-  **Friendly Lessons** — Revisit counting, place value, addition, time, money, data, shapes, and more.
-  **Progress Tracking** — See which topics feel strong and which ones need another try.
-  **Extra Practice** — Get more questions when a topic needs more time.
-  **Practice Tests** — Build confidence before quizzes, class tests, or state practice.



Scan to visit ViewMath Academy

 [ViewMath.com/learning/grade-2-math-texas](https://ViewMath.com/learning/grade-2-math-texas)

 Free to use • No downloads required • Works on any device





# ★ Table of Contents ★

Here's your 30-day adventure!

★ 1	<b>30-Day Grade 2 Math Plan</b> .....	1
	Day 1: Count, Skip Count, and Say Numbers to 1,000 .....	2
	Day 2: Hundreds, Tens, and Ones .....	5
	Day 3: Read, Write, and Stretch Numbers .....	8
	Day 4: 10 More, 10 Less, 100 More, 100 Less .....	11
	Day 5: Compare Three-Digit Numbers .....	14
	Day 6: Addition and Subtraction Facts Within 20 .....	17
	Day 7: Make 10 and Use Doubles .....	20
	Day 8: Add Two-Digit Numbers .....	23
	Day 9: Subtract Two-Digit Numbers .....	26
	Day 10: Add Several Two-Digit Numbers .....	29
	Day 11: Add and Subtract Within 1,000 .....	32
	Day 12: Explain Your Strategy .....	35
	Day 13: One-Step Word Problems .....	38
	Day 14: Two-Step Word Problems .....	41
	Day 15: Missing Numbers in Equations .....	44
	Day 16: Odd, Even, and Equal Groups .....	47
	Day 17: Arrays and Repeated Addition .....	50
	Day 18: Measure with Tools and Units .....	53
	Day 19: Estimate and Compare Lengths .....	56
	Day 20: Length Word Problems .....	59
	Day 21: Add and Subtract on a Number Line .....	62

Day 22: More Measurement Ideas . . . . . 65

Day 23: Time to Five Minutes and A.M./P.M. . . . . 68

Day 24: Coins, Bills, and Money Stories . . . . . 71

Day 25: Picture Graphs and Bar Graphs . . . . . 74

Day 26: Line Plots and Data Questions . . . . . 77

Day 27: 2D and 3D Shapes . . . . . 80

Day 28: Draw Shapes and Make Rectangles . . . . . 83

Day 29: Halves, Thirds, and Fourths . . . . . 86

Day 30: Build, Break Apart, and Review Shapes . . . . . 89

★ Answer Key . . . . . 92



Let's learn and have fun!



Get Online



Find more at  
[ViewMath.com/learning/grade-2-math-texas](http://ViewMath.com/learning/grade-2-math-texas)



WEEK

1

## 30-Day Grade 2 Math Plan

 This Week's Days 





DAY

1

## Count, Skip Count, and Say Numbers to 1,000

### Today You Will Learn

Build confidence with counting patterns before using larger numbers in place value.

 Your Progress: Day 1 of 30



★ Let's make today count! ★

