

Arizona Grade 2 Math Made Easy

Study Guide with Pictures, Practice, and Answer Explanations

Dr. A. Nazari

Copyright © 2026 Dr. A. Nazari

Published by View Math Education

ViewMath.com

All rights reserved. No part of this publication may be reproduced, distributed, or transmitted in any form or by any means, including photocopying, recording, or other electronic or mechanical methods, without the prior written permission of the author, except in the case of brief quotations embodied in critical reviews and certain other noncommercial uses permitted by copyright law, including Section 107 or 108 of the 1976 United States Copyright Act.

The information in this book is distributed on an “as is” basis, without warranty. While every precaution has been taken in the preparation of this work, neither the author nor the publisher shall have any liability to any person or entity with respect to any loss or damage caused or alleged to be caused directly or indirectly by the information contained in this book.

Copyright © 2026

YOUR GRADE 2 MATH STUDY GUIDE

Math Made Easy

Pictures • Examples • Practice • Answer Explanations

This guide helps Grade 2 students build strong math habits one topic at a time. Each lesson starts with the big idea, shows the math with friendly pictures, then gives short practice so students can try the skill right away.

Use this book for class review, home practice, state-standard review, or a gentle confidence boost before a quiz.

Clear Ideas

Short explanations keep the focus on one skill at a time.

Visual Models

Blocks, number lines, arrays, clocks, coins, graphs, and shapes make ideas visible.

Quick Practice

Each topic ends with questions for drawing, counting, writing, and explaining.

Answer Help

The answer key explains missed problems so mistakes become useful.

How to Use This Study Guide

A simple rhythm for learning, practicing, and checking your work.

1. Read the key idea

Start each topic by reading the main idea. Say it out loud in your own words before you begin the examples.

2. Follow the pictures and examples

Use the drawings, blocks, clocks, coins, graphs, and shapes to see what the math means. Cover the answer and try the example again when you can.

3. Practice right away

Try the practice questions before moving on. Draw a picture, make a table, write a number sentence, or explain your thinking.

4. Check, fix, and celebrate

Use the answer explanations at the back. If you miss one, circle the part that confused you, fix it, and give yourself credit for learning.

Study Plan Ideas

- Do one topic on a school night.
- Review a whole chapter before a test.
- Redo missed practice after a short break.

For Grown-Ups

- Ask, "How did you know?"
- Let students draw before calculating.
- Keep a tiny list of topics to revisit.

My Math Goals

Read together. Good math learners try, draw when they are stuck, check their work, and learn from mistakes. Use this page before you begin, then come back later and see how much stronger you feel.

My first goal

I want to get better at:

My second goal

I will practice by:

Try






Draw

Check

Take Your Learning Online with ViewMath Academy!

For Students, Parents & Teachers

ViewMath Academy is the **free online companion** for this book. Use it to practice each Grade 2 skill, review lessons, and keep track of progress.

-  **Topic Quizzes** — Check each skill right after you study it.
-  **Friendly Lessons** — Revisit counting, place value, addition, time, money, data, shapes, and more.
-  **Progress Tracking** — See which topics feel strong and which ones need another try.
-  **Extra Practice** — Get more questions when a topic needs more time.
-  **Practice Tests** — Build confidence before quizzes, class tests, or state practice.



Scan to visit ViewMath Academy

 ViewMath.com/learning/grade-2-math-arizona

 Free to use • No downloads required • Works on any device



CHAPTER

1

Counting, Place Value & Comparing

★ What's Inside ★

1.1 Counting and Skip-Counting to 1,000	2
---	---



★ 1.1 Counting and Skip-Counting to 1,000 ★

Read together. Counting is a pattern. When the jump stays the same, your brain can predict the next number.

Counting is like walking on a number path. Each step has a size. When the step size stays the same, we can predict the next number.



Owl

First find the jump. Then keep that jump. If you get lost, go back to the last number you know.

Same jump, same pattern

When we skip-count, we do not say every number. We jump by the same amount each time.



The numbers are counting by 10s. Each number is 10 more than the number before it.

Example

Start at 234. Count by 100s.



Only the hundreds place changes: 2 hundreds, 3 hundreds, 4 hundreds, 5 hundreds, 6 hundreds.

✓ **Answer:** 234, 334, 434, 534, 634



Find more at
[ViewMath.com/learning/grade-2-math-arizona](https://www.viewmath.com/learning/grade-2-math-arizona)



 Try It**> Fill in the missing numbers.**

-
1. 205, 210, 215, _____, 225
 2. 340, 350, _____, 370, 380
 3. 186, 286, _____, 486
 4. 999, 998, 997, _____

> Write the next three numbers.

-
5. 455, 456, 457, _____
 6. 620, 630, 640, _____
 7. 112, 212, 312, _____

> Show your thinking.

-
8. Ava counts by 5s from 75. What are the next 4 numbers?

Show your thinking

Check it. Circle the pattern that counts by 10s.

- A. 210, 215, 220 B. 210, 220, 230 C. 210, 310, 410



Get Online

Find more at
[ViewMath.com/learning/grade-2-math-arizona](https://www.viewmath.com/learning/grade-2-math-arizona)

CHAPTER

2

Word Problems & Equal Groups

★ What's Inside ★

2.1 One-Step Word Problems	5
----------------------------------	---



★ 2.1 One-Step Word Problems ★

Read together. A word problem tells a little story. Draw the story before you solve.

A word problem is a tiny story. First find what is happening in the story.



Owl

Ask: are things joining, leaving, being compared, or being put together?

Story mat

Ask: What is happening? Are we joining, taking away, or comparing?

Join

add

Take away

subtract

Compare

find more or fewer

Circle the question. Then write an equation.

Example

Nora has 28 shells. She finds 15 more shells. How many shells does she have?

$$28 + 15 = ?$$

She finds more shells, so add. $28 + 15 = 43$.

✓ **Answer: 43 shells**



Find more at
[ViewMath.com/learning/grade-2-math-arizona](https://www.viewmath.com/learning/grade-2-math-arizona)



 Try It**> Write an equation and solve.**

-
1. Sam has 36 cards. He gets 12 more cards. How many cards now?
 2. A jar has 52 buttons. 18 buttons are used. How many buttons are left?
 3. Lily has 27 crayons. Max has 34 crayons. How many more crayons does Max have?
 4. There are 45 birds in a tree. 23 fly away. How many birds stay?
 5. There are 19 red flowers and 24 yellow flowers. How many flowers in all?

> Show the story.

-
6. Draw the story: 31 kids are on the bus. 9 more kids get on. How many kids?

Draw it

Check it. Which equation matches "18 apples, 7 are eaten"?

- A.
- $18 + 7$
- B.
- $18 - 7$
- C.
- $7 - 18$

Find more at
[ViewMath.com/learning/grade-2-math-arizona](https://www.viewmath.com/learning/grade-2-math-arizona) **ViewMath.com**

Answer Key



Answer Key

Check your work. Then read why the answer makes sense.

Chapter 1

Section 1.1 Counting and Skip-Counting to 1,000

 Answer Key

Answers

1 220

2 360

3 386

4 996

5 458, 459, 460

6 650, 660, 670

7 412, 512, 612

8 80, 85, 90, 95

Explanations

1 Look at the pattern: 205, 210, 215. Each number is 5 more. Add 5 to 215, so the missing number is 220.

2 The numbers count by 10s. From 350, one more jump of 10 lands on 360. Then another jump of 10 lands on 370.

3 The first jump is from 186 to 286, so the jump is 100. Add 100 to 286. The missing number is 386.

4 This pattern counts backward by 1. After 997 comes 996. The numbers are getting one smaller each time.

5 This pattern counts by 1s. After 457, say the next three numbers: 458, 459, and 460.

6 The pattern counts by 10s. Add 10 to 640 to get 650, then keep jumping by 10.

7 The pattern counts by 100s. The tens and ones stay 12. The hundreds go 1, 2, 3, 4, 5, 6.



Find more at
[ViewMath.com/learning/grade-2-math-arizona](https://www.viewmath.com/learning/grade-2-math-arizona)



 **ViewMath.com**

- 8 Start at 75 and add 5. The next number is 80. Keep adding 5 to get 85, 90, and 95.

Chapter 2

Section 2.1 One-Step Word Problems

 Answer Key

Answers

- 1 48 cards 2 34 buttons 3 7 crayons 4 22 birds 5 43 flowers 6 40 kids

Explanations

- 1 Sam gets more cards, so add. $36 + 12 = 48$. The answer is 48 cards.
- 2 Buttons are used, so subtract. $52 - 18 = 34$. There are 34 buttons left.
- 3 This is a compare problem. Count from 27 to 34 or subtract $34 - 27$. Max has 7 more crayons.
- 4 Birds fly away, so subtract. $45 - 23 = 22$. The answer is 22 birds.
- 5 The flowers are joined together. Add $19 + 24$ to get 43 flowers.
- 6 The words "more kids get on" tell us to add. $31 + 9 = 40$, so there are 40 kids.



Get Online




Find more at
[ViewMath.com/learning/grade-2-math-arizona](https://www.viewmath.com/learning/grade-2-math-arizona)



Great Job! Keep Learning with ViewMath!

Keep up the great work! Visit viewmath.com/AZ-Grade2 for free lessons, quizzes, and more.



Workbook



Scan Me



Step-by-Step



Scan Me



3 Practice Tests




Scan Me



5 Practice Tests



Scan Me



7 Practice Tests




Scan Me



10 Practice Tests



Scan Me



Math in 30 Days



Scan Me



Quizzes




Scan Me



Puzzles



Scan Me



Worksheets



Scan Me



Get Online



Find more at ViewMath.com/learning/grade-2-math-arizona

