

# Texas STAAR Grade 3 Math Quizzes

*Quick Topic Assessments with Answer Key*

**Dr. A. Nazari**

Copyright © 2026 Dr. A. Nazari

Published by View Math Education

ViewMath.com

All rights reserved. No part of this publication may be reproduced, distributed, or transmitted in any form or by any means, including photocopying, recording, or other electronic or mechanical methods, without the prior written permission of the author, except in the case of brief quotations embodied in critical reviews and certain other noncommercial uses permitted by copyright law, including Section 107 or 108 of the 1976 United States Copyright Act.

The information in this book is distributed on an “as is” basis, without warranty. While every precaution has been taken in the preparation of this work, neither the author nor the publisher shall have any liability to any person or entity with respect to any loss or damage caused or alleged to be caused directly or indirectly by the information contained in this book.

*Copyright © 2026*

QUIZ TIME!

# Grade 3 Math Quizzes!

★ Welcome, Math Star! ★

This book is full of **quick math quizzes** to help you practice what you've learned!

Each quiz takes about **15 minutes** and covers one math topic. There are regular questions and a special **Bonus Challenge** at the end.

- ✓ Write your **name** and **date** at the top
- ✓ Read each question **carefully**
- ✓ Show your **work** when you can
- ✓ Try the **Bonus Challenge** — it's extra credit!
- ✓ Check your answers in the **Answer Key**

★ Show What You Know! ★

Every quiz is a chance to shine. You've got this!



# ★ *Table of Contents* ★

*Here's what we'll explore together!*

★ 1	<i>Number Sense &amp; Place Value</i> .....	1
★ 2	<i>Multiplication &amp; Division</i> .....	5
★	<i>Answer Key &amp; Explanations</i> .....	11



*Let's learn and have fun!*

PREVIEW



PREVIEW

CHAPTER

1

# Number Sense & Place Value

## ★ What's Inside ★

Quiz 1: Place Value: Ones, Tens, Hundreds ..... 3



PREVIEW



Get Online



Find more at  
[ViewMath.com/Grade3](https://www.viewmath.com/Grade3)



## CHAPTER 1


## Quiz 1

Place Value: Ones, Tens, Hundreds

Name: \_\_\_\_\_

Date: \_\_\_\_\_

★ Score: \_\_\_\_\_ / 8

 **Instructions:** Read each question carefully. Show your work when needed. You have about 15 minutes.

- 1 What number do these base-ten blocks show?



The number is: \_\_\_\_\_

- 2 Look at this place value chart. What is the **value** of the digit in the tens place?

H	T	O
5	8	2

 2

 8

 80

 500

- 3 What number is shown below?

$$600 + 30 + 9$$

Standard form: \_\_\_\_\_

- 4 Write 475 in expanded form.

$$\underline{\hspace{2cm}} + \underline{\hspace{2cm}} + \underline{\hspace{2cm}}$$



Find more at  
[ViewMath.com/Grade3](https://www.viewmath.com/Grade3)



 **ViewMath.com**

5 Which number is **greater**? Write  $>$ ,  $<$ , or  $=$  in the circle.

482



428

6 True or False: These blocks show the number 250.



True       False

7 Match each number to its expanded form. Draw a line.

- |       |                  |
|-------|------------------|
| • 273 | • $500 + 40 + 6$ |
| • 546 | • $200 + 70 + 3$ |
| • 189 | • $100 + 80 + 9$ |

### ★ Bonus Challenge ★

This is extra credit! It's okay if this one is tricky — give it your best try!

8 I am a 3-digit number. Use these clues to figure out what I am:

💡 **Clue 1:** My hundreds digit is 3 more than my ones digit.

💡 **Clue 2:** My tens digit is 0.

💡 **Clue 3:** My ones digit is 2.

I am the number: \_\_\_\_\_

★ How did you do? ★

😊 I got \_\_\_\_\_ out of \_\_\_\_\_ right!



Find more at  
[ViewMath.com/Grade3](https://www.viewmath.com/Grade3)



CHAPTER

2

# Multiplication & Division

## ★ What's Inside ★

Quiz 2: Understanding Multiplication ..... 7




PREVIEW



Get Online



Find more at  
[ViewMath.com/Grade3](https://www.viewmath.com/Grade3)



## CHAPTER 3


## Quiz 2

## Understanding Multiplication

Name: \_\_\_\_\_

Date: \_\_\_\_\_

★ Score: \_\_\_\_\_ / 8

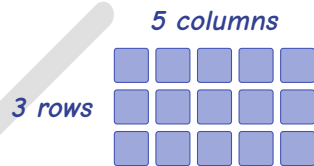
 **Instructions:** Read each question carefully. Show your work when needed. You have about 15 minutes.

- 1 Write a multiplication sentence for this picture:



$$\underline{\quad} \times \underline{\quad} = \underline{\quad}$$

- 2 Which multiplication fact does this array show? **Circle** your answer.



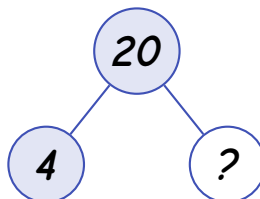
$3 \times 4$

$3 \times 5$

$5 \times 5$

$5 \times 4$

- 3 Look at this number bond. What is the missing number?



Get Online

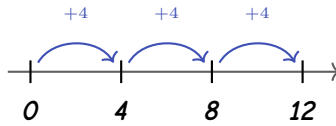


Find more at  
[ViewMath.com/Grade3](http://ViewMath.com/Grade3)




Missing number: \_\_\_\_\_

- 4 Use the number line to find  $3 \times 4$ .

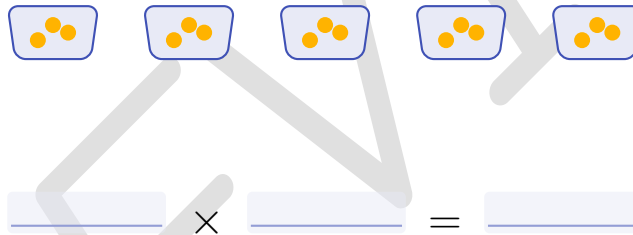


$3 \times 4$ : \_\_\_\_\_

- 5 Look at the two groups of dots. Which side has **more**?



- 6 There are 5 fishbowls. Each fishbowl has 3 fish. How many fish are there in all?



- 7 True or False: This array shows  $4 \times 2 = 8$ .



True       False

\_\_\_\_\_



Find more at  
[ViewMath.com/Grade3](http://ViewMath.com/Grade3)



## ★ Bonus Challenge ★

This is extra credit! It's okay if this one is tricky — give it your best try!

8 Maria arranges her stickers in equal rows. She uses 24 stickers. Draw **two different** arrays that show 24 stickers, and write the multiplication sentence for each.

Array 1

Array 2

$$\underline{\hspace{2cm}} \times \underline{\hspace{2cm}} = 24 \qquad \underline{\hspace{2cm}} \times \underline{\hspace{2cm}} = 24$$

★ How did you do? ★

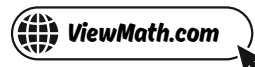
😊 I got \_\_\_\_\_ out of \_\_\_\_\_ right!



Get Online



Find more at  
[ViewMath.com/Grade3](https://www.viewmath.com/Grade3)



# *Answer Key & Explanations*



## ★ Check Your Answers! ★

First try each quiz on your own, then look here to check.

Read the explanations to learn from any mistakes ★

### Chapter 1

#### Quiz 1: Place Value: Ones, Tens, Hundreds

1 347

2 80

3 639

4  $400 + 70 + 5$

5  $> (482 > 428)$

6 False

7 See Explanation

8 502

#### Explanations

1 Count: 3 hundreds (300) + 4 tens (40) + 7 ones (7) = 347.

2 In 582, the digit 8 is in the tens place. Its value is  $8 \times 10 = 80$ . Don't confuse the digit (8) with its value (80).

3 Add the values:  $600 + 30 + 9 = 639$ . The hundreds digit is 6, the tens digit is 3, and the ones digit is 9.

4 Break apart each digit: 4 hundreds = 400, 7 tens = 70, 5 ones = 5. So  $475 = 400 + 70 + 5$ .



Get Online



Find more at  
[ViewMath.com/Grade3](https://www.viewmath.com/Grade3)



5 Compare hundreds first: both have 4 hundreds. Compare tens: 8 tens  $>$  2 tens. So  $482 > 428$ .

6 The blocks show 2 hundreds, 5 tens, and 3 ones = 253, not 250. Count the ones carefully — there are 3, not 0.

7 Break each number into hundreds, tens, and ones. 273: 2 hundreds + 7 tens + 3 ones. 546: 5 hundreds + 4 tens + 6 ones. 189: 1 hundred + 8 tens + 9 ones.

8 Ones digit = 2 (Clue 3). Tens digit = 0 (Clue 2). Hundreds digit =  $2 + 3 = 5$  (Clue 1). The number is 502.

## Chapter 2

### Quiz 2: Understanding Multiplication

1  $4 \times 3 = 12$

2  $3 \times 5 = 15$

3 5

4 12

5  $>$  (left side has more)

6  $5 \times 3 = 15$  fish

7 True

8 See Explanation

### Explanations

1 There are 4 groups with 3 stars in each group. Groups  $\times$  items in each group =  $4 \times 3 = 12$ .

2 The array has 3 rows and 5 columns. Rows  $\times$  columns =  $3 \times 5 = 15$ .

3  $4 \times ? = 20$ . Since  $4 \times 5 = 20$ , the missing number is 5.



Get Online



Find more at  
[ViewMath.com/Grade3](https://www.viewmath.com/Grade3)



- 4 Each jump is +4. Count 3 jumps:  $0 \rightarrow 4 \rightarrow 8 \rightarrow 12$ . So  $3 \times 4 = 12$ .
- 5 Left: 2 groups of 6 = 12 dots. Right: 3 groups of 3 = 9 dots.  $12 > 9$ , so the left side has more.
- 6 5 fishbowls each with 3 fish:  $5 \times 3 = 15$  fish in all.
- 7 The array has 2 rows and 4 columns. We can read it as  $2 \times 4 = 8$  or  $4 \times 2 = 8$ . Both equal 8 because multiplication can be done in any order (commutative property).
- 8 Any two different arrays where rows  $\times$  columns = 24. Examples: 3 rows of 8, or 4 rows of 6. Each must total 24 stickers.



**Great job checking your work!**

Keep practicing and you'll be a math star!



Get Online



Find more at  
[ViewMath.com/Grade3](https://www.viewmath.com/Grade3)



THANK YOU

# Enjoyed This Preview?

## Get the Full Book!

*This preview shows just a small sample of what's inside.*

*The complete book includes:*

- ✓ *All chapters and topics*
- ✓ *Hundreds of practice problems*
- ✓ *Complete answer key with explanations*
- ✓ *Colorful visuals and step-by-step examples*
- ✓ *Reference sheets and progress trackers*

 Visit us at [ViewMath.com](https://www.viewmath.com) for free resources and more books!