

Illinois

Grade 3 to Grade 4

Math Summer Bridge



ViewMath

Dr. A. Nazari

≡ **2026** ≡

Illinois IAR Grade 3 to Grade 4 Math

Summer Bridge

8-Week Review and Readiness with Answer Key

Dr. A. Nazari

Copyright © 2026 Dr. A. Nazari

PUBLISHED BY VIEW MATH EDUCATION

VIEWMATH.COM

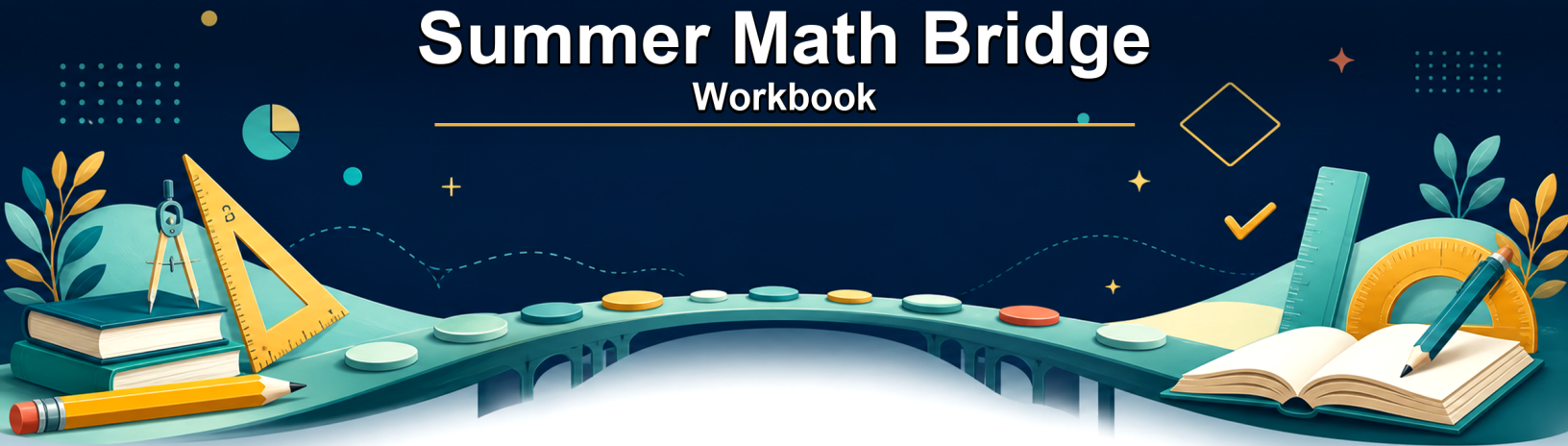
All rights reserved. No part of this publication may be reproduced, distributed, or transmitted in any form or by any means, including photocopying, recording, or other electronic or mechanical methods, without the prior written permission of the author, except in the case of brief quotations embodied in critical reviews and certain other noncommercial uses permitted by copyright law, including Section 107 or 108 of the 1976 United States Copyright Act.

The information in this book is distributed on an “as is” basis, without warranty. While every precaution has been taken in the preparation of this work, neither the author nor the publisher shall have any liability to any person or entity with respect to any loss or damage caused or alleged to be caused directly or indirectly by the information contained in this book.

Copyright © 2026

Summer Math Bridge

Workbook



This book is a bridge: it keeps Grade 3 math strong while making the first month of Grade 4 feel familiar.

Students revisit the Grade 3 ideas that matter most—place value, operations, multiplication and division, fractions, measurement, data, area, perimeter, and geometry—then preview the Grade 4 language connected to those skills. Parents and teachers get a clear summer plan without needing to build one from scratch.



For families and teachers

Use one page per day, about 10–15 minutes. Let students try first, then use the answer explanations as quick reteaching after mistakes. Friday quizzes show which skills are ready and which need another short review.

For students

Keep your work neat, show your thinking, and fix missed problems. The goal is not to rush through the book; the goal is to start Grade 4 ready to build on what you already know.

How to Use This Bridge Book

The page order is the plan.

Move through the book one day at a time. Each week has four short lesson days and one Friday quiz, so the routine stays predictable even when summer is busy.



Lesson days Read the short review, notice the Quick Review, and complete the 6 practice problems.

Quiz day Complete the 10-question mixed quiz without rushing. Use it to see what stuck from the week.

Review answers Check the answer key, then read the explanation for every missed problem. Correct the work in pencil before moving on.

Extra support If a skill is shaky, do one similar problem the next day before starting the new page.

**Keep it short**

Most lesson pages should take about 10-15 minutes. Stop before practice turns into frustration.

**Show thinking**

Use equations, quick models, number lines, labels, or scratch work. Organized work is a Grade 4 habit.

**Fix mistakes**

A corrected mistake is useful practice. The answer key is written to reteach, not only to score.

PREVIEW



Get Online



Find more at
[ViewMath.com/IL-Grade3](https://www.viewmath.com/IL-Grade3)



My Bridge Book Progress

Check off each lesson and write your Friday quiz score.

This bridge book belongs to: _____

Week	Mon	Tue	Wed	Thu	Friday Quiz
1	<input type="checkbox"/>	<input type="checkbox"/>	<input type="checkbox"/>	<input type="checkbox"/>	____ / 10
2	<input type="checkbox"/>	<input type="checkbox"/>	<input type="checkbox"/>	<input type="checkbox"/>	____ / 10
3	<input type="checkbox"/>	<input type="checkbox"/>	<input type="checkbox"/>	<input type="checkbox"/>	____ / 10
4	<input type="checkbox"/>	<input type="checkbox"/>	<input type="checkbox"/>	<input type="checkbox"/>	____ / 10
5	<input type="checkbox"/>	<input type="checkbox"/>	<input type="checkbox"/>	<input type="checkbox"/>	____ / 10
6	<input type="checkbox"/>	<input type="checkbox"/>	<input type="checkbox"/>	<input type="checkbox"/>	____ / 10
7	<input type="checkbox"/>	<input type="checkbox"/>	<input type="checkbox"/>	<input type="checkbox"/>	____ / 10
8	<input type="checkbox"/>	<input type="checkbox"/>	<input type="checkbox"/>	<input type="checkbox"/>	____ / 10

Reflection Notes

After any Friday quiz, write the question number, what you noticed, and one comment that will help you next time. Use this space for problems you missed, guessed on, or want to remember.


PREVIEW



Get Online



Find more at
[ViewMath.com/IL-Grade3](https://www.viewmath.com/IL-Grade3)





★ *Table of Contents* ★

Your 8-week summer review plan

★ <i>Week 1</i>	<i>Place Value and Rounding</i>	<i>1</i>
★ <i>Week 8</i>	<i>Area, Perimeter, Lines, and Shapes</i>	<i>5</i>
★	<i>Answers with Explanations</i>	<i>9</i>



A little review each day keeps math fresh!



BRIDGEWEEK

1

Place Value and Rounding

Review now. Step into Grade 4 next.

This Week's Bridge Path

Week 1 Day 1: Place Value: Thousands and Beyond	2
Week 1 Day 3: Grade 4 Preview: Place Value and Expanded Form	3
Week 1 Quiz: Place Value and Rounding Bridge Check	4



Day 1 Place Value: Thousands and Beyond

BRIDGE SKILL

Quick Review: You know ones, tens, hundreds, and thousands from Grade 3. Grade 4 stretches that same place-value pattern to larger numbers, so the key idea is that each place is ten times the place to its right.

A 4-digit number has a thousands place. The comma helps separate thousands from hundreds, tens, and ones.

Thousands	Hundreds	Tens	Ones
3	5	2	7
3,000	500	20	7

- ✓ Read 3,527 as 3 thousands, 5 hundreds, 2 tens, and 7 ones.
- ✓ Expanded form shows the value of every nonzero digit.
- ✓ Word form writes the number in words.
- ✓ A zero in the middle still keeps the other digits in the right places.

Use each digit's place before deciding its value.

- 1 Write 2,846 in expanded form. _____

Th	H	T	O
2	8	4	6
2,000	800	40	6

- 2 Write 6,103 in expanded form. _____

- 3 What is the value of the underlined digit? 4,328 _____

- 4 What is the value of the underlined digit? 9,607 _____

- 5 $8,000 + 200 + 50 + 1 =$ _____

8,000	200	50	1	→	8,251
-------	-----	----	---	---	-------

- 6 A park counted 5,214 visitors. How many thousands are in 5,214? _____



Get Online



Find more at
[ViewMath.com/IL-Grade3](https://www.viewmath.com/IL-Grade3)



Day 3 Grade 4 Preview: Place Value and Expanded Form

BRIDGE SKILL

Quick Review: This is a Grade 4 preview. The same expanded-form thinking from Grade 3 now includes ten-thousands and hundred-thousands, which prepares you for numbers up to one million.

In Grade 4, you read, write, and represent larger whole numbers using the same place-value pattern you already know.

- ✓ Each place is 10 times the place to its right.
- ✓ Read large numbers by periods: thousands and ones.
- ✓ A digit's value equals the digit times its place value.
- ✓ Expanded form breaks a number into the value of each nonzero digit.
- ✓ Skip places with 0 when writing expanded form.
- ✓ Check expanded form by adding the parts back together.

Hun.Thou.	Ten Thou.	Thousands	Hundreds	Tens	Ones
3	8	4	6	2	5
300,000	80,000	4,000	600	20	5

$384,625 = 300,000 + 80,000 + 4,000 + 600 + 20 + 5$

- 1 In 58,306, what is the value of the digit 8? _____
- 2 Which digit is in the hundred-thousands place in 604,281? _____
- 3 Write 94,706 in expanded form. _____

TTh	Th	H	T	O
9	4	7	0	6
90,000	4,000	700	0	6

- 4 $500,000 + 30,000 + 800 + 40 + 9 =$ _____
- 5 Write 215,300 in words. _____
- 6 What number has 7 hundred-thousands, 4 thousands, and 9 ones? _____

HTh	TTh	Th	H	T	O
7	0	4	0	0	9

fill unmentioned places with 0



Find more at ViewMath.com/IL-Grade3



 **Week 1 Quiz**

Place Value and Rounding Bridge Check

Name: _____

Date: _____

Score: _____/10

1 Which number is $4,000 + 700 + 20 + 6$?

A. 4,726

B. 47,026

C. 4,276

D. 472

2 Write 38,405 in expanded form. _____

3 Fill in $<$, $>$, or $=$. $6,208$ _____ $6,280$

4 Round 7,463 to the nearest hundred. _____



5 True or False: 9,006 is odd.

 True

 False

6 What is the value of the underlined digit? $52,\underline{7}31$ _____

7 Order from least to greatest: 18,042, 18,420, 18,204. _____

8 A library has 5,782 books. About how many books is that to the nearest thousand? _____

9 Which number has 3 ten-thousands, 0 thousands, 6 hundreds, 4 tens, and 9 ones?

A. 36,049

B. 30,649

C. 3,649

D. 306,049

TTh	Th	H	T	O
3	0	6	4	9

10 Explain why $48,019 > 47,999$. _____



Get Online


 Find more at
[ViewMath.com/IL-Grade3](https://www.viewmath.com/IL-Grade3)


BRIDGEWEEK

8

Area, Perimeter, Lines, and Shapes

Review now. Step into Grade 4 next.

This Week's Bridge Path

Week 8 Day 1: Area of Rectangles	6
Week 8 Day 4: Grade 4 Preview: Classify Shapes	8





PREVIEW



Get Online



Find more at
[ViewMath.com/IL-Grade3](https://www.viewmath.com/IL-Grade3)



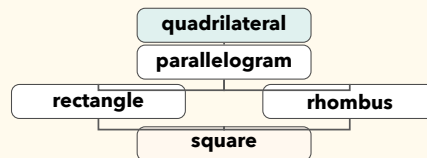
Day 4 Grade 4 Preview: Classify Shapes

BRIDGE SKILL

Quick Review: This is a Grade 4 preview. Use Grade 3 shape attributes, then add parallel sides, perpendicular sides, angle types, and symmetry.

Classify shapes by attributes and shape families.

- ✓ A polygon is closed and made only of straight sides.
- ✓ Triangles have 3 sides; quadrilaterals have 4.
- ✓ Pentagon = 5, hexagon = 6, octagon = 8, decagon = 10 sides.
- ✓ Triangles can be acute, right, or obtuse.
- ✓ A square is also a rectangle, rhombus, parallelogram, and quadrilateral.



- 1 How many sides does a hexagon have? _____
- 2 A shape has 4 equal sides and 4 right angles. What is it?



- 3 True or false: Every rectangle is a parallelogram. True False
- 4 True or false: Every parallelogram is a rectangle. True False
- 5 A triangle has angles 35° , 60° , and 85° . What type of triangle is it?
- 6 A quadrilateral has 2 pairs of parallel sides and all sides equal, but no right angles. What is it?



Get Online



Find more at
[ViewMath.com/IL-Grade3](https://www.viewmath.com/IL-Grade3)



Answers with Explanations

Check your answers, then use the explanations to understand any missed problem.

How to use this section

First

Complete the lesson practice or Friday quiz before looking at this section.

Record

Write your answers clearly on the page so you can compare them later.

Check

Use the answer key to mark each problem correct or incorrect.

Explain

For any problem you missed, guessed on, or found confusing, read the explanation and add a quick note beside your work.

📅 Week 1 Day 1: Place Value: Thousands and Beyond

✓ Answers

1 $2,000 + 800 + 40 + 6$

2 $6,000 + 100 + 3$

3 300

4 9,000

5 8,251

6 5 thousands

💡 Explanations

1 Read the digits by place value: 2 thousands, 8 hundreds, 4 tens, and 6 ones. Expanded form writes each value as an addend, so $2,846 = 2,000 + 800 + 40 + 6$.

2 The 6 is worth 6,000, the 1 is worth 100, and the 3 is worth 3. The 0 tens keeps the places lined up, but it adds no value to the expanded form.

3 In 4,328, the underlined 3 is in the hundreds place. A hundreds digit tells how many groups of 100 there are, so 3 hundreds is 300.

4 The underlined 9 is to the left of the comma, so it is in the thousands place. It represents 9 groups of 1,000, which is 9,000.

5 Match each addend to its place: 8,000 is 8 thousands, 200 is 2 hundreds, 50 is 5 tens, and 1 is 1 one. Those digits form the number 8,251.

6 In 5,214, the digit to the left of the comma is the thousands digit. Since that digit is 5, the number has 5 thousands, or 5 groups of 1,000.

📅 Week 1 Day 3: Grade 4 Preview: Place Value and Expanded Form

✓ Answers

1 8,000

2 6

3 $90,000 + 4,000 + 700 + 6$

4 530,849

5 Two hundred fifteen thousand, three hundred

6 704,009

💡 Explanations



Get Online



Find more at
[ViewMath.com/IL-Grade3](https://www.viewmath.com/IL-Grade3)



- 1 The digit 8 is in the thousands place. Its value is $8 \times 1,000 = 8,000$.
- 2 The hundred-thousands place is the first place in a six-digit number. In 604,281, the digit 6 is in that place.
- 3 Expanded form shows the value of each nonzero digit. The 0 in the tens place holds a place, so it is not written as an addend.
- 4 Combine the expanded-form parts by placing each value in its correct place: 5 hundred-thousands, 3 ten-thousands, 8 hundreds, 4 tens, and 9 ones.
- 5 Read the thousands period first, then the ones period. The number is two hundred fifteen thousand, three hundred.
- 6 Put each digit in the place named by the words. Seven hundred-thousands is 700,000, four thousands is 4,000, and nine ones gives 704,009.

📅 Q1: Week 1 Quiz

✓ Answers

- 1 A 2 $30,000 + 8,000 + 400 + 5$ 3 $<$ 4 7,500 5 False 6 700
- 7 18,042, 18,204, 18,420 8 6,000 9 B 10 The thousands place is greater.

💡 Explanations

- 1 Expanded form names each place-value part. The thousands, hundreds, tens, and ones are 4, 7, 2, and 6, so the number is 4,726.
- 2 Use the value of each nonzero digit. The 3 is worth 30,000, the 8 is worth 8,000, the 4 is worth 400, and the 5 is worth 5.
- 3 Both numbers have 6 thousands and 2 hundreds. The tens place decides because 0 tens is less than 8 tens.



Get Online



Find more at
[ViewMath.com/IL-Grade3](https://www.viewmath.com/IL-Grade3)



- 4 To round to the nearest hundred, look at the tens digit. The tens digit is 6, so round 7,400 up to 7,500.
- 5 Use the ones digit to decide even or odd. The ones digit is 6, so the number is even, not odd.
- 6 The underlined 7 is in the hundreds place. Seven hundreds has a value of 700.
- 7 All three numbers have 18 thousand, so compare the hundreds. 0 hundreds comes first, then 2 hundreds, then 4 hundreds.
- 8 To round to the nearest thousand, look at the hundreds digit. The hundreds digit is 7, so 5,782 rounds up to 6,000.
- 9 Write each place in order, including the zero thousands place. The digits are 3, 0, 6, 4, 9, so the number is 30,649.
- 10 Compare from left to right. The ten-thousands digits are both 4, but 48,019 has 8 thousands while 47,999 has 7 thousands, so 48,019 is greater.

📅 Week 8 Day 1: Area of Rectangles

✓ Answers

1 24 square units

2 24 square cm

3 25 square inches

4 C

5 True

6 36 square feet

💡 Explanations

1 Area counts how many unit squares cover the inside of the rectangle. With 4 rows of 6 squares, multiply $4 \times 6 = 24$ square units.

2 For a rectangle, area is length times width because that counts the rows and columns of unit squares. $8 \times 3 = 24$, so the area is 24 square centimeters.



Get Online



Find more at
[ViewMath.com/IL-Grade3](https://www.viewmath.com/IL-Grade3)



- 3 A square has all sides the same length, so a side length of 5 inches makes a 5 by 5 array. $5 \times 5 = 25$, and area is labeled in square inches.
- 4 Area of a rectangle is found by multiplying the two side lengths, not by adding around the outside. For a 7 by 2 rectangle, the correct expression is 7×2 .
- 5 Area measures the amount of flat space inside a shape. Because that space is covered by unit squares, the unit must be square units.
- 6 The garden is a rectangle, so multiply length by width to find the space inside it. $9 \times 4 = 36$, so the area is 36 square feet.

📅 Week 8 Day 4: Grade 4 Preview: Classify Shapes

✓ Answers

1 6 sides

2 Square

3 True

4 False

5 Acute triangle

6 Rhombus

💡 Explanations

- 1 Polygon names tell the number of straight sides. The prefix hex- means 6, so a hexagon has 6 sides.
- 2 A square has all sides equal and all angles right. It is the special quadrilateral that is both a rectangle and a rhombus.
- 3 A parallelogram has two pairs of parallel sides. Rectangles have two pairs of parallel sides, so every rectangle is a parallelogram.
- 4 A rectangle must have four right angles. A parallelogram can have slanted angles, so not every parallelogram is a rectangle.
- 5 A triangle is acute when all three angles are less than 90° . Since 35° , 60° , and 85° are all less than 90° , it is acute.



Get Online



Find more at
[ViewMath.com/IL-Grade3](https://www.viewmath.com/IL-Grade3)



6

A rhombus has four equal sides. It does not need right angles, so this shape is a rhombus rather than a square.

PREVIEW



Get Online



Find more at
[ViewMath.com/IL-Grade3](https://www.viewmath.com/IL-Grade3)

[ViewMath.com](https://www.viewmath.com)

THANK YOU

Enjoyed This Preview?

Get the Full Book!

This preview shows just a small sample of what's inside.

The complete book includes:

- ✓ All chapters and topics
- ✓ Hundreds of practice problems
- ✓ Complete answer key with explanations
- ✓ Colorful visuals and step-by-step examples
- ✓ Reference sheets and progress trackers

Visit us at [ViewMath.com](https://www.viewmath.com) for free resources and more books!