

# Indiana

Grade 3 to Grade 4

# Math Summer Bridge



4

3

ViewMath

Dr. A. Nazari

2026



# Indiana ILEARN Grade 3 to Grade 4 Math

## Summer Bridge

*8-Week Review and Readiness with Answer Key*

**Dr. A. Nazari**

Copyright © 2026 Dr. A. Nazari

PUBLISHED BY VIEW MATH EDUCATION

VIEWMATH.COM

All rights reserved. No part of this publication may be reproduced, distributed, or transmitted in any form or by any means, including photocopying, recording, or other electronic or mechanical methods, without the prior written permission of the author, except in the case of brief quotations embodied in critical reviews and certain other noncommercial uses permitted by copyright law, including Section 107 or 108 of the 1976 United States Copyright Act.

The information in this book is distributed on an “as is” basis, without warranty. While every precaution has been taken in the preparation of this work, neither the author nor the publisher shall have any liability to any person or entity with respect to any loss or damage caused or alleged to be caused directly or indirectly by the information contained in this book.

Copyright © 2026

# Summer Math Bridge

## Workbook



**This book is a bridge: it keeps Grade 3 math strong while making the first month of Grade 4 feel familiar.**

Students revisit the Grade 3 ideas that matter most—place value, operations, multiplication and division, fractions, measurement, data, area, perimeter, and geometry—then preview the Grade 4 language connected to those skills. Parents and teachers get a clear summer plan without needing to build one from scratch.



### For families and teachers

Use one page per day, about 10–15 minutes. Let students try first, then use the answer explanations as quick reteaching after mistakes. Friday quizzes show which skills are ready and which need another short review.

### For students

Keep your work neat, show your thinking, and fix missed problems. The goal is not to rush through the book; the goal is to start Grade 4 ready to build on what you already know.

# How to Use This Bridge Book

## The page order is the plan.

Move through the book one day at a time. Each week has four short lesson days and one Friday quiz, so the routine stays predictable even when summer is busy.



**Lesson days** Read the short review, notice the Quick Review, and complete the 6 practice problems.

**Quiz day** Complete the 10-question mixed quiz without rushing. Use it to see what stuck from the week.

**Review answers** Check the answer key, then read the explanation for every missed problem. Correct the work in pencil before moving on.

**Extra support** If a skill is shaky, do one similar problem the next day before starting the new page.

**Keep it short**

Most lesson pages should take about 10-15 minutes. Stop before practice turns into frustration.

**Show thinking**

Use equations, quick models, number lines, labels, or scratch work. Organized work is a Grade 4 habit.

**Fix mistakes**

A corrected mistake is useful practice. The answer key is written to reteach, not only to score.

PREVIEW



Get Online



Find more at  
[ViewMath.com/IN-Grade3](https://www.viewmath.com/IN-Grade3)



# My Bridge Book Progress

Check off each lesson and write your Friday quiz score.

This bridge book belongs to: \_\_\_\_\_

| Week | Mon                      | Tue                      | Wed                      | Thu                      | Friday Quiz |
|------|--------------------------|--------------------------|--------------------------|--------------------------|-------------|
| 1    | <input type="checkbox"/> | <input type="checkbox"/> | <input type="checkbox"/> | <input type="checkbox"/> | ____ / 10   |
| 2    | <input type="checkbox"/> | <input type="checkbox"/> | <input type="checkbox"/> | <input type="checkbox"/> | ____ / 10   |
| 3    | <input type="checkbox"/> | <input type="checkbox"/> | <input type="checkbox"/> | <input type="checkbox"/> | ____ / 10   |
| 4    | <input type="checkbox"/> | <input type="checkbox"/> | <input type="checkbox"/> | <input type="checkbox"/> | ____ / 10   |
| 5    | <input type="checkbox"/> | <input type="checkbox"/> | <input type="checkbox"/> | <input type="checkbox"/> | ____ / 10   |
| 6    | <input type="checkbox"/> | <input type="checkbox"/> | <input type="checkbox"/> | <input type="checkbox"/> | ____ / 10   |
| 7    | <input type="checkbox"/> | <input type="checkbox"/> | <input type="checkbox"/> | <input type="checkbox"/> | ____ / 10   |
| 8    | <input type="checkbox"/> | <input type="checkbox"/> | <input type="checkbox"/> | <input type="checkbox"/> | ____ / 10   |

## Reflection Notes

After any Friday quiz, write the question number, what you noticed, and one comment that will help you next time. Use this space for problems you missed, guessed on, or want to remember.

---

---

---

---

PREVIEW



Get Online



Find more at  
[ViewMath.com/IN-Grade3](https://www.viewmath.com/IN-Grade3)





# ★ *Table of Contents* ★

*Your 8-week summer review plan*

|                 |   |          |
|-----------------|---|----------|
| ★ <b>Week 1</b> | <b>Place Value and Rounding</b> .....           | <b>1</b> |
| ★ <b>Week 8</b> | <b>Area, Perimeter, Lines, and Shapes</b> ..... | <b>5</b> |
| ★               | <b>Answers with Explanations</b> .....          | <b>9</b> |



***A little review each day keeps math fresh!***



# BRIDGEWEEK

1

## Place Value and Rounding

Review now. Step into Grade 4 next.

### This Week's Bridge Path

|  |   |
|--|---|
| Week 1 Day 1: Place Value: Thousands and Beyond .....              | 2 |
| Week 1 Day 3: Grade 4 Preview: Place Value and Expanded Form ..... | 3 |
| Week 1 Quiz: Place Value and Rounding Bridge Check .....           | 4 |



## Day 1 Place Value: Thousands and Beyond

### BRIDGE SKILL

**Quick Review:** You know ones, tens, hundreds, and thousands from Grade 3. Grade 4 stretches that same place-value pattern to larger numbers, so the key idea is that each place is ten times the place to its right.

A 4-digit number has a thousands place, and the same pattern can extend to ten-thousands.

| Thousands | Hundreds | Tens     | Ones     |
|-----------|----------|----------|----------|
| <b>3</b>  | <b>5</b> | <b>2</b> | <b>7</b> |
| 3,000     | 500      | 20       | 7        |

- ✓ Read 3,527 as 3 thousands, 5 hundreds, 2 tens, and 7 ones.
- ✓ Expanded form shows each digit's value; word form writes the same number in words.
- ✓ Compare numbers from left to right, starting with the greatest place.
- ✓ A zero in the middle keeps the other digits in the right places.
- ✓ In 42,318, the 4 is in the ten-thousands place and is worth 40,000.

Use each digit's place before deciding its value.

- 1 Write 2,846 in expanded form. \_\_\_\_\_

| Th       | H        | T        | O        |
|----------|----------|----------|----------|
| <b>2</b> | <b>8</b> | <b>4</b> | <b>6</b> |
| 2,000    | 800      | 40       | 6        |

- 2 Write 6,103 in word form. \_\_\_\_\_

- 3 What is the value of the underlined digit? 4,328 \_\_\_\_\_

- 4 Fill in <, >, or =: 3,609 \_\_\_\_\_ 3,690

- 5  $8,000 + 200 + 50 + 1 =$  \_\_\_\_\_

|       |     |    |   |   |       |
|-------|-----|----|---|---|-------|
| 8,000 | 200 | 50 | 1 | → | 8,251 |
|-------|-----|----|---|---|-------|

- 6 What is the value of the underlined digit? 72,405 \_\_\_\_\_



Get Online



Find more at  
[ViewMath.com/IN-Grade3](https://www.viewmath.com/IN-Grade3)



**Day 3** Grade 4 Preview: Place Value and Expanded Form

**BRIDGE SKILL**

**Quick Review:** This is a Grade 4 preview. The same expanded-form thinking from Grade 3 now includes ten-thousands and hundred-thousands, which prepares you for numbers up to one million.

Grade 4 students grow toward very large whole numbers. Start with numbers through one million, then notice that the same period pattern continues.

- ✓ Read large numbers by **periods**: millions, thousands, and ones.
- ✓ Each period has up to three digits. Say the number in the period, then say the period name.
- ✓ A digit's value equals the digit times its place value.
- ✓ Expanded form writes a number as the sum of its nonzero place values.
- ✓ Zeros are placeholders. They keep other digits in the correct places but are not written as addends.
- ✓ The same pattern can extend past millions later in Grade 4.

| Millions  | Thousands  | Ones       |
|-----------|------------|------------|
| <b>1</b>  | <b>348</b> | <b>206</b> |
| 1,000,000 | 348,000    | 206        |

1,348,206 is read by periods

- 1 In 704,650, what is the value of the digit 7? \_\_\_\_\_
- 2 Write 1,031,200 in words. \_\_\_\_\_
- 3 Write 590,402 in expanded form. \_\_\_\_\_

| HTh      | TTh      | Th       | H        | T        | O        |
|----------|----------|----------|----------|----------|----------|
| <b>5</b> | <b>9</b> | <b>0</b> | <b>4</b> | <b>0</b> | <b>2</b> |
| 500,000  | 90,000   | 0        | 400      | 0        | 2        |

- 4  $4,000,000 + 600,000 + 30,000 + 8,000 + 5 =$  \_\_\_\_\_
- 5 What number has 9 hundred-thousands, 2 ten-thousands, 7 thousands, and 4 hundreds?  
\_\_\_\_\_
- 6 Bridge challenge: In 6,418,205, which digit is in the hundred-thousands place? \_\_\_\_\_

| M        | HTh      | TTh      | Th       | H        | T        | O        |
|----------|----------|----------|----------|----------|----------|----------|
| <b>6</b> | <b>4</b> | <b>1</b> | <b>8</b> | <b>2</b> | <b>0</b> | <b>5</b> |

**hundred-thousands**



Get Online



Find more at [ViewMath.com/IN-Grade3](https://www.viewmath.com/IN-Grade3)



 **Week 1 Quiz**

## Place Value and Rounding Bridge Check

Name: \_\_\_\_\_

Date: \_\_\_\_\_

Score: \_\_\_\_\_/10

1 Which number is  $4,000 + 700 + 20 + 6$ ?

A. 4,726

B. 47,026

C. 4,276

D. 472

2 Write 38,405 in expanded form. \_\_\_\_\_

3 Fill in  $<$ ,  $>$ , or  $=$ .  $6,208$  \_\_\_\_\_  $6,280$

4 Round 7,463 to the nearest hundred. \_\_\_\_\_



5 True or False: 9,006 is odd.

 True

 False

6 What is the value of the underlined digit?  $52,\underline{7}31$  \_\_\_\_\_

7 Order from least to greatest: 18,042, 18,420, 18,204. \_\_\_\_\_

8 A library has 5,782 books. About how many books is that to the nearest thousand? \_\_\_\_\_

9 Which number has 3 ten-thousands, 0 thousands, 6 hundreds, 4 tens, and 9 ones?

A. 36,049

B. 30,649

C. 3,649

D. 306,049

| TTh | Th | H | T | O |
|-----|----|---|---|---|
| 3   | 0  | 6 | 4 | 9 |

10 Explain why  $48,019 > 47,999$ . \_\_\_\_\_



Get Online


 Find more at  
[ViewMath.com/IN-Grade3](https://www.viewmath.com/IN-Grade3)


# BRIDGEWEEK

8

## Area, Perimeter, Lines, and Shapes

Review now. Step into Grade 4 next.

### This Week's Bridge Path

|  |   |
|--|---|
| Week 8 Day 1: Area of Rectangles .....               | 6 |
| Week 8 Day 4: Grade 4 Preview: Classify Shapes ..... | 8 |

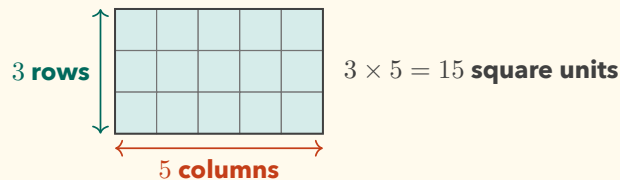


## Day 1 Area of Rectangles

### BRIDGE SKILL

**Quick Review:** Grade 4 uses formulas for area, but the formula comes from Grade 3 arrays. Area still means how many square units cover the inside.

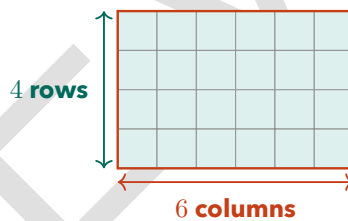
Area measures the space inside a flat shape.



- ✓ Count square units to find area.
- ✓ Rectangles can be measured by rows and columns.
- ✓ Area of a rectangle is length  $\times$  width.
- ✓ A 3 by 5 rectangle has  $3 \times 5 = 15$  square units.
- ✓ Use square units such as square inches or square centimeters.

Area answers how many unit squares cover the shape.

- 1 A rectangle has 4 rows of 6 unit squares. What is its area?



- 2 Find the area of a rectangle that is 8 cm long and 3 cm wide.

- 3 A square has side length 5 inches. What is its area?

- 4 Which expression finds the area of a 7 by 2 rectangle?

A.  $7 + 2$

B.  $7 - 2$

C.  $7 \times 2$

D.  $7 \div 2$

- 5 True or False: Area is measured in square units.

True

False

- 6 A garden is 9 feet long and 4 feet wide. What is the area?



Get Online



Find more at  
[ViewMath.com/IN-Grade3](https://www.viewmath.com/IN-Grade3)





PREVIEW



Get Online



Find more at  
[ViewMath.com/IN-Grade3](https://www.viewmath.com/IN-Grade3)



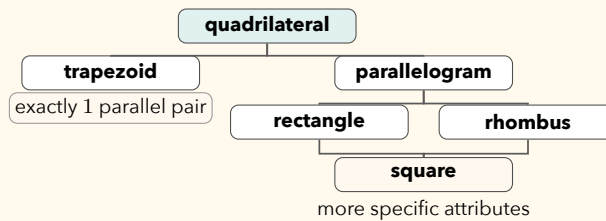
**Day 4** Grade 4 Preview: Classify Shapes

**BRIDGE SKILL**

**Quick Review:** This is a Grade 4 preview. Use Grade 3 shape attributes, then add parallel sides, perpendicular sides, angle types, and symmetry.

Classify figures by attributes and by shape families.

- ✓ A polygon is closed and made only of straight sides.
- ✓ Triangles have 3 sides; quadrilaterals have 4.
- ✓ Pentagon = 5 sides, hexagon = 6, octagon = 8, decagon = 10.
- ✓ Triangles can be acute, right, or obtuse.
- ✓ In this book, a trapezoid has exactly 1 pair of parallel sides.
- ✓ A square is also a rectangle, rhombus, parallelogram, and quadrilateral.



- 1 How many sides does a decagon have? \_\_\_\_\_
- 2 A quadrilateral has exactly 1 pair of parallel sides. What is the most specific name?
- 3 True or false: Every square is also a rhombus.  True  False
- 4 True or false: Every rhombus is also a square.  True  False
- 5 A triangle has angles  $42^\circ$ ,  $48^\circ$ , and  $90^\circ$ . What type of triangle is it?
- 6 A shape has 4 sides, 2 pairs of parallel sides, and 4 right angles, but not all sides are equal. What is it?



Get Online



Find more at  
[ViewMath.com/IN-Grade3](https://www.viewmath.com/IN-Grade3)



# Answers with Explanations

Check your answers, then use the explanations to understand any missed problem.

## How to use this section

### First

Complete the lesson practice or Friday quiz before looking at this section.

### Record

Write your answers clearly on the page so you can compare them later.

### Check

Use the answer key to mark each problem correct or incorrect.

### Explain

For any problem you missed, guessed on, or found confusing, read the explanation and add a quick note beside your work.

### Week 1 Day 1: Place Value: Thousands and Beyond

#### Answers

1  $2,000 + 800 + 40 + 6$

2 six thousand, one hundred three

3 4,000

4  $<$ 

5 8,251

6 70,000

#### Explanations

1 Read the digits by place value: 2 thousands, 8 hundreds, 4 tens, and 6 ones. Expanded form writes each value as an addend, so  $2,846 = 2,000 + 800 + 40 + 6$ .

2 Word form says the value of the thousands and hundreds places in words. The 0 tens does not need to be named, so 6,103 is six thousand, one hundred three.

3 In 4,328, the underlined 4 is in the thousands place. A thousands digit tells how many groups of 1,000 there are, so 4 thousands is 4,000.

4 Compare from left to right. The thousands and hundreds digits match, but 0 tens is less than 9 tens, so  $3,609 < 3,690$ .

5 Match each addend to its place: 8,000 is 8 thousands, 200 is 2 hundreds, 50 is 5 tens, and 1 is 1 one. Those digits form the number 8,251.

6 The underlined 7 is in the ten-thousands place. That means it represents 7 groups of 10,000, so its value is 70,000.

### Week 1 Day 3: Grade 4 Preview: Place Value and Expanded Form

#### Answers

1 700,000

2 One million, thirty-one thousand, two hundred

3  $500,000 + 90,000 + 400 + 2$

4 4,638,005

5 927,400

6 4

#### Explanations



Get Online



Find more at  
[ViewMath.com/IN-Grade3](https://www.viewmath.com/IN-Grade3)



- 1 The digit 7 is in the hundred-thousands place. Its value is  $7 \times 100,000 = 700,000$ .
- 2 Read the number by periods from left to right. The periods are 1 million, 031 thousand, and 200 ones.
- 3 Expanded form names each nonzero digit's value. The zeros hold places, so the addends come from the 5, 9, 4, and 2.
- 4 Combine the expanded-form parts by placing each value in its correct period. The millions period is 4, the thousands period is 638, and the ones period is 005.
- 5 Use place value to put each digit in the named place. The values are 900,000, 20,000, 7,000, and 400, which make 927,400.
- 6 Count the thousands period as hundred-thousands, ten-thousands, and thousands. In 6,418,205, the digit 4 is in the hundred-thousands place.

### 📅 Q1: Week 1 Quiz

#### ✓ Answers

- 1 A    2  $30,000 + 8,000 + 400 + 5$     3  $<$     4 7,500    5 False    6 700
- 7 18,042, 18,204, 18,420    8 6,000    9 B    10 The thousands place is greater.

#### 💡 Explanations

- 1 Expanded form names each place-value part. The thousands, hundreds, tens, and ones are 4, 7, 2, and 6, so the number is 4,726.
- 2 Use the value of each nonzero digit. The 3 is worth 30,000, the 8 is worth 8,000, the 4 is worth 400, and the 5 is worth 5.
- 3 Both numbers have 6 thousands and 2 hundreds. The tens place decides because 0 tens is less than 8 tens.



Get Online



Find more at  
[ViewMath.com/IN-Grade3](https://www.viewmath.com/IN-Grade3)



- 4 To round to the nearest hundred, look at the tens digit. The tens digit is 6, so round 7,400 up to 7,500.
- 5 Use the ones digit to decide even or odd. The ones digit is 6, so the number is even, not odd.
- 6 The underlined 7 is in the hundreds place. Seven hundreds has a value of 700.
- 7 All three numbers have 18 thousand, so compare the hundreds. 0 hundreds comes first, then 2 hundreds, then 4 hundreds.
- 8 To round to the nearest thousand, look at the hundreds digit. The hundreds digit is 7, so 5,782 rounds up to 6,000.
- 9 Write each place in order, including the zero thousands place. The digits are 3, 0, 6, 4, 9, so the number is 30,649.
- 10 Compare from left to right. The ten-thousands digits are both 4, but 48,019 has 8 thousands while 47,999 has 7 thousands, so 48,019 is greater.

### 📅 Week 8 Day 1: Area of Rectangles

#### ✓ Answers

1 24 square units

2 24 square cm

3 25 square inches

4 C

5 True

6 36 square feet

#### 💡 Explanations

1 Area counts how many unit squares cover the inside of the rectangle. With 4 rows of 6 squares, multiply  $4 \times 6 = 24$  square units.

2 For a rectangle, area is length times width because that counts the rows and columns of unit squares.  $8 \times 3 = 24$ , so the area is 24 square centimeters.



Get Online



Find more at  
[ViewMath.com/IN-Grade3](https://www.viewmath.com/IN-Grade3)



- 3 A square has all sides the same length, so a side length of 5 inches makes a 5 by 5 array.  $5 \times 5 = 25$ , and area is labeled in square inches.
- 4 Area of a rectangle is found by multiplying the two side lengths, not by adding around the outside. For a 7 by 2 rectangle, the correct expression is  $7 \times 2$ .
- 5 Area measures the amount of flat space inside a shape. Because that space is covered by unit squares, the unit must be square units.
- 6 The garden is a rectangle, so multiply length by width to find the space inside it.  $9 \times 4 = 36$ , so the area is 36 square feet.

### 📅 Week 8 Day 4: Grade 4 Preview: Classify Shapes

#### ✓ Answers

1 10 sides

2 Trapezoid

3 True

4 False

5 Right triangle

6 Rectangle

#### 💡 Explanations

- 1 Polygon names tell the number of straight sides. The prefix dec- means 10, so a decagon has 10 sides and 10 vertices.
- 2 In this book, a trapezoid has exactly one pair of parallel sides. Since the problem says exactly one pair, it is not a parallelogram, rectangle, rhombus, or square.
- 3 A rhombus is a quadrilateral with all four sides equal. A square has all four sides equal, so every square fits the rhombus family.
- 4 A square must have four right angles as well as four equal sides. A rhombus may have slanted angles, so not every rhombus is a square.
- 5 Classify a triangle by looking for angle benchmarks. This triangle has one  $90^\circ$  angle, so it is a right triangle.



Get Online



Find more at  
[ViewMath.com/IN-Grade3](https://www.viewmath.com/IN-Grade3)



6

The shape is a quadrilateral and a parallelogram because it has 2 pairs of parallel sides. Four right angles make it a rectangle, and it is not a square because all sides are not equal.

PREVIEW



Get Online



Find more at  
[ViewMath.com/IN-Grade3](https://www.viewmath.com/IN-Grade3)

[ViewMath.com](https://www.viewmath.com)

THANK YOU

# Enjoyed This Preview?

## Get the Full Book!

This preview shows just a small sample of what's inside.

The complete book includes:

- ✓ All chapters and topics
- ✓ Hundreds of practice problems
- ✓ Complete answer key with explanations
- ✓ Colorful visuals and step-by-step examples
- ✓ Reference sheets and progress trackers

 Visit us at [ViewMath.com](https://www.viewmath.com) for free resources and more books!