

# Hawaii SBA Grade 3 to Grade 4 Math

## Summer Bridge Workbook

*8-Week Workbook Practice with Answer Keys*

**Dr. A. Nazari**

Copyright © 2026 Dr. A. Nazari

PUBLISHED BY VIEW MATH EDUCATION

VIEWMATH.COM

All rights reserved. No part of this publication may be reproduced, distributed, or transmitted in any form or by any means, including photocopying, recording, or other electronic or mechanical methods, without the prior written permission of the author, except in the case of brief quotations embodied in critical reviews and certain other noncommercial uses permitted by copyright law, including Section 107 or 108 of the 1976 United States Copyright Act.

The information in this book is distributed on an “as is” basis, without warranty. While every precaution has been taken in the preparation of this work, neither the author nor the publisher shall have any liability to any person or entity with respect to any loss or damage caused or alleged to be caused directly or indirectly by the information contained in this book.

*Copyright © 2026*

# Summer Math Bridge

## Workbook



**This workbook is a bridge: it keeps Grade 3 math strong while making the first month of Grade 4 feel familiar.**

Students revisit the Grade 3 ideas that matter most—place value, operations, multiplication and division, fractions, measurement, data, area, perimeter, and geometry—then preview the Grade 4 language connected to those skills. Each topic has a short review and a fuller workbook practice set, so students get enough written, visual, and problem-solving practice to build fluency.



### For families and teachers

Use one workbook lesson per day, about 20-25 minutes. Let students try first, then use the answer explanations as quick reteaching after mistakes. Friday mixed reviews show which skills are ready and which need another short review.

### For students

Keep your work neat, show your thinking, and fix missed problems. The goal is not to rush through the workbook; the goal is to start Grade 4 ready to build on what you already know.

# How to Use This Bridge Workbook

## The page order is the plan.

Move through the workbook one day at a time. Each week has four workbook practice days and one Friday mixed review, so the routine stays predictable even when summer is busy.



**Practice days** Read the quick review, study the example or model, and complete the 12–14 workbook problems.

**Friday review** Complete the mixed review without rushing. Use it to practice choosing the right method.

**Review answers** Check the answer key, then read the explanation for every missed problem. Correct the work in pencil before moving on.

**Extra support** If a skill is shaky, do one similar problem the next day before starting the new page.

**Keep it steady**

Most workbook lessons should take about 20–25 minutes. Stop before practice turns into frustration.

**Show thinking**

Use equations, quick models, number lines, labels, or scratch work. Organized work is a Grade 4 habit.

**Fix mistakes**

A corrected mistake is useful practice. The answer key is written to reteach, not only to score.

PREVIEW



Get Online



Find more at  
[ViewMath.com/Hi-Grade3](https://www.viewmath.com/Hi-Grade3)



# BRIDGEWEEK

1

## Place Value and Rounding

Review now. Step into Grade 4 next.

### This Week's Bridge Path

|                                                                    |   |
|--------------------------------------------------------------------|---|
| Week 1 Day 1: Place Value: Thousands and Beyond .....              | 2 |
| Week 1 Day 3: Grade 4 Preview: Place Value and Expanded Form ..... | 4 |
| Week 1 Day 5: Week 1 Place Value and Rounding Mixed Review .....   | 6 |



## Day 1 Place Value: Thousands and Beyond

 BRIDGE SKILL

A 4-digit number has thousands, hundreds, tens, and ones. Each place is worth 10 times the place to its right.

| Thousands | Hundreds | Tens     | Ones     |
|-----------|----------|----------|----------|
| <b>3</b>  | <b>5</b> | <b>2</b> | <b>7</b> |
| 3,000     | 500      | 20       | 7        |

- ✓ Read 3,527 as 3 thousands, 5 hundreds, 2 tens, and 7 ones.
- ✓ Expanded form writes the value of each nonzero digit.
- ✓ Word form writes the number in words.
- ✓ A zero holds a place so the other digits stay in the correct positions.

**Remember:** Before writing a value or expanded form, name the digit's place first.

### Read numbers with thousands.

- 1 Use the chart to write the number. \_\_\_\_\_

| Thousands | Hundreds | Tens | Ones |
|-----------|----------|------|------|
| 4         | 6        | 2    | 8    |

- 2 Use the chart to write the number. \_\_\_\_\_

| Thousands | Hundreds | Tens | Ones |
|-----------|----------|------|------|
| 7         | 0        | 5    | 3    |

- 3 Write 6,214 in word form. \_\_\_\_\_

- 4 Write the number with 5 thousands, 8 hundreds, 0 tens, and 9 ones. \_\_\_\_\_

### Write values and expanded form.

- 5 What is the value of the underlined digit? 4,328 \_\_\_\_\_

- 6 What is the value of the underlined digit? 9,607 \_\_\_\_\_

- 7 Use the model to write 2,846 in expanded form. \_\_\_\_\_

2,000

800

40

6

- 8 Write 6,103 in expanded form. \_\_\_\_\_



Get Online



Find more at  
[ViewMath.com/HI-Grade3](https://www.viewmath.com/HI-Grade3)



 **ViewMath.com**



**Day 3** Grade 4 Preview: Place Value and Expanded Form

BRIDGE SKILL

Grade 4 place-value work extends the same pattern to ten-thousands and hundred-thousands.

- ✓ Each place is 10 times the place to its right.
- ✓ Read large numbers by periods: thousands and ones.
- ✓ A digit's value equals the digit times its place value.
- ✓ Expanded form breaks a number into the value of each nonzero digit.
- ✓ Skip zero places in expanded form, but keep them in standard form.

**Remember:** Check expanded form by adding the parts back together.

### ☰ Name places and values.

- 1 Use the chart. What is the value of the underlined digit? \_\_\_\_\_

| Ten-Thousands | Thousands | Hundreds | Tens | Ones |
|---------------|-----------|----------|------|------|
| 5             | <u>8</u>  | 3        | 0    | 6    |

- 2 Which digit is in the hundred-thousands place in 604,281? \_\_\_\_\_

- 3 In 58,306, what is the value of the digit 5? \_\_\_\_\_

- 4 What digit is in the tens place in 215,300? \_\_\_\_\_

### ☰ Expanded form and standard form.

- 5 Write 94,706 in expanded form. \_\_\_\_\_

| Ten-Thousands | Thousands | Hundreds | Tens | Ones |
|---------------|-----------|----------|------|------|
| 9             | 4         | 7        | 0    | 6    |

- 6 Write 407,052 in expanded form. \_\_\_\_\_

- 7  $500,000 + 30,000 + 800 + 40 + 9 =$  \_\_\_\_\_


- 8 Which expanded form matches 286,015?

A.  $200,000 + 80,000 + 6,000 + 10 + 5$

B.  $200,000 + 8,000 + 600 + 10 + 5$

C.  $286,000 + 15$

D.  $20,000 + 80,000 + 6,000 + 15$



Get Online



Find more at  
[ViewMath.com/HI-Grade3](https://www.viewmath.com/HI-Grade3)



 **Read, build, and reason.**

9 Write 215,300 in words. \_\_\_\_\_

10 What number has 7 hundred-thousands, 4 thousands, and 9 ones? \_\_\_\_\_

| HTh | TTh | Th | H | T | O |
|-----|-----|----|---|---|---|
| 7   | 0   | 4  | 0 | 0 | 9 |

11 True or False:  $42,018 = 40,000 + 2,000 + 10 + 8$ .

True  False

12 A town sign says population 386,204. What is the value of the 8? \_\_\_\_\_

PREVIEW



Get Online



Find more at [ViewMath.com/Hi-Grade3](https://www.viewmath.com/Hi-Grade3)





8 Which number is greatest?

- A. 2,089
- B. 2,908
- C. 2,809
- D. 2,890

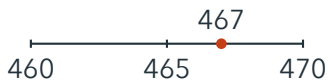
**Even, odd, and rounding.**

9 Is 8,132 even or odd? \_\_\_\_\_

10 True or False: 5,907 is odd.

True  False

11 Use the number line. Round 467 to the nearest 10. \_\_\_\_\_



12 Round 6,748 to the nearest 100. \_\_\_\_\_

**Mixed application.**

13 Use the table. Which time sold more bottles of water?

| Time      | Bottles sold |
|-----------|--------------|
| Morning   | 358          |
| Afternoon | 385          |

14 Which number rounds to 300 to the nearest 100?

- A. 249
- B. 251
- C. 350
- D. 382



Get Online



Find more at [ViewMath.com/Hi-Grade3](https://www.viewmath.com/Hi-Grade3)



# BRIDGEWEEK

8

## Area, Perimeter, Lines, and Shapes

*Review now. Step into Grade 4 next.*

### This Week's Bridge Path

|                                                      |    |
|------------------------------------------------------|----|
| Week 8 Day 1: Area of Rectangles .....               | 9  |
| Week 8 Day 4: Grade 4 Preview: Classify Shapes ..... | 11 |



**Day 1** Area of Rectangles

**BRIDGE SKILL**

Area measures the space inside a flat shape. For a rectangle, the rows and columns of square units show why area equals length times width.



- ✓ Area counts square units that cover the inside of a shape.
- ✓ Rectangles can be counted as rows times columns.
- ✓ Use  $\text{area} = \text{length} \times \text{width}$  for rectangles.
- ✓ Area units are square units, such as square centimeters or square feet.
- ✓ To find a missing side, divide the area by the known side.

**Remember:** Area covers the inside. Perimeter goes around the outside.

**Count or multiply square units.**

1 A rectangle has 4 rows of 6 unit squares. What is its area?



2 Find the area of the rectangle.



3 A square has side length 5 inches. What is its area? \_\_\_\_\_

4 Which expression finds the area of a 7 by 2 rectangle?

A.  $7 + 2$                       B.  $7 - 2$

C.  $7 \times 2$                       D.  $7 \div 2$

5 True or False: Area is measured in square units.  True  False

6 A tile floor has 6 rows of 7 tiles. How many tiles are there? \_\_\_\_\_



Find more at [ViewMath.com/Hi-Grade3](https://www.viewmath.com/hi-grade3)



### Find missing sides.

7 Area = 24 sq cm, length = 6 cm. Width = \_\_\_\_\_

8 Area = 35 sq ft, width = 5 ft. Length = \_\_\_\_\_

9 Area = 48 sq in, one side = 8 in. Other

side = \_\_\_\_\_

10 Which rectangle has area 24 square units?

A. 4 by 6

B. 5 by 6

C. 8 by 4

D. 3 by 9

### Area in situations.

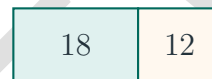
11 A garden is 9 feet long and 4 feet wide.  
What is the area?



\_\_\_\_\_

12 A garden is split into two rectangles with areas 18 square feet and 12 square feet.

What is the total area?



\_\_\_\_\_



Get Online



Find more at  
[ViewMath.com/Hi-Grade3](https://www.viewmath.com/Hi-Grade3)



**Day 4** **Grade 4 Preview: Classify Shapes**

**BRIDGE SKILL**

Shapes are classified by attributes such as sides, angles, parallel sides, and equal side lengths. More specific shape names keep all the attributes of the broader family.




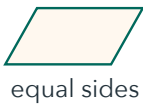
- ✓ A polygon is closed and made only of straight sides.
- ✓ Triangles have 3 sides; quadrilaterals have 4 sides.
- ✓ Pentagon means 5 sides, hexagon means 6, octagon means 8, and decagon means 10.
- ✓ A rectangle has 4 right angles.
- ✓ A square is also a rectangle, rhombus, parallelogram, and quadrilateral.

**Remember:** Classify by attributes, not by how the shape is turned on the page.

**Name polygons and shape families.**

- 1 How many sides does a hexagon have?  
\_\_\_\_\_
- 2 A polygon has 5 sides. What is it called?  
\_\_\_\_\_
- 3 A closed flat shape has 4 straight sides. What broad family does it belong to?  
\_\_\_\_\_
- 4 True or False: A circle is a polygon.  
 True  False

**Classify quadrilaterals.**

- 5 A shape has 4 equal sides and 4 right angles. What is it?  
  
\_\_\_\_\_
- 6 True or False: Every rectangle is a parallelogram.  
 True  False  
\_\_\_\_\_
- 7 True or False: Every parallelogram is a rectangle.  
 True  False
- 8 A quadrilateral has 2 pairs of parallel sides and all sides equal, but no right angles. What is it?  
  
\_\_\_\_\_



Get Online



Find more at [ViewMath.com/Hi-Grade3](http://ViewMath.com/Hi-Grade3)



 **Use angles and attributes.**

- 9 A triangle has angles  $35^\circ$ ,  $60^\circ$ , and  $85^\circ$ .  
What type of triangle is it? \_\_\_\_\_
- 10 A shape has 2 pairs of parallel sides and 4 right angles, but not all sides are equal.  
What is it? \_\_\_\_\_
- 11 Which statement is always true?
- A. Every square is a rectangle      B. Every rectangle is a square
- C. Every triangle is a quadrilateral      D. Every circle is a polygon
- 12 True or False: A square has 4 lines of symmetry.

 True False

Get Online

Find more at  
[ViewMath.com/Hi-Grade3](https://www.viewmath.com/Hi-Grade3)

ViewMath.com



# Answers with Explanations

Check your answers, then use the explanations to understand any missed problem.

## How to use this section

### First

Complete the lesson practice or Friday quiz before looking at this section.

### Record

Write your answers clearly on the page so you can compare them later.

### Check

Use the answer key to mark each problem correct or incorrect.

### Explain

For any problem you missed, guessed on, or found confusing, read the explanation and add a quick note beside your work.

 **Week 1 Day 1: Place Value: Thousands and Beyond**
 **Answers**

1 4,628

2 7,053

3 Six thousand, two hundred fourteen

4 5,809

5 300

6 9,000

7  $2,000 + 800 + 40 + 6$ 8  $6,000 + 100 + 3$ 

9 8,251

10 B

11 True

12 5 thousands

 **Explanations**

1 Place the digits in order from thousands to ones. The comma separates the thousands digit from the hundreds, tens, and ones.

2 The 0 holds the hundreds place. Write 7 thousands, 0 hundreds, 5 tens, and 3 ones as 7,053.

3 Read the thousands first, then the hundreds, tens, and ones. The number is six thousand, two hundred fourteen.

4 Put each digit into its named place. The 0 tens must be written so the 9 stays in the ones place.

5 The underlined 3 is in the hundreds place. Three hundreds have a value of 300.

6 The underlined 9 is in the thousands place. It represents 9 groups of 1,000, or 9,000.

7 Expanded form writes each digit's value as an addend. The digits in 2,846 mean 2,000, 800, 40, and 6.

8 Use only the nonzero place values. The 0 tens holds a place but does not add value.

9 Match each value to its place. The digits are 8, 2, 5, and 1, so the number is 8,251.

10 The addends show 4 thousands, 7 hundreds, 2 tens, and 6 ones. That gives 4,726, choice B.

11 Expanded form adds the nonzero place values. In 5,040, the 5 is 5,000 and the 4 tens are 40.



Get Online


 Find more at  
[ViewMath.com/HI-Grade3](https://www.viewmath.com/HI-Grade3)


- 12 The digit to the left of the comma is the thousands digit. In 5,214, that digit is 5, so there are 5 thousands.

### 📅 Week 1 Day 3: Grade 4 Preview: Place Value and Expanded Form

#### ✓ Answers

- 1 8,000      2 6      3 50,000      4 0      5  $90,000 + 4,000 + 700 + 6$   
 6  $400,000 + 7,000 + 50 + 2$       7 530,849      8 A      9 Two hundred fifteen thousand, three hundred  
 10 704,009      11 True      12 80,000

#### 💡 Explanations

- 1 The underlined 8 is in the thousands place. Its value is 8 groups of 1,000, or 8,000.
- 2 The hundred-thousands place is the first digit in a six-digit number. In 604,281, that digit is 6.
- 3 The digit 5 is in the ten-thousands place. Five ten-thousands equals 50,000.
- 4 Read places from right to left: ones, tens, hundreds, thousands. The tens place in 215,300 is 0.
- 5 Write each nonzero digit's value. The 0 tens is a placeholder, so it is not written as an addend.
- 6 Use the nonzero place values only. The zero ten-thousands, zero hundreds, and zero tens that are not present as values do not add anything.
- 7 Put each value in its correct place. The missing thousands place uses a 0, giving 530,849.
- 8 Read each digit by place value. 286,015 has 2 hundred-thousands, 8 ten-thousands, 6 thousands, 1 ten, and 5 ones.
- 9 Read the thousands period first, then the ones period. The number is two hundred fifteen thousand, three hundred.



Get Online



Find more at  
[ViewMath.com/Hi-Grade3](https://www.viewmath.com/Hi-Grade3)



- 10 Put each given digit in its named place and fill unused places with zeros. That gives 704,009.
- 11 Expanded form names the value of each nonzero digit. The 0 hundreds adds no value.
- 12 The 8 is in the ten-thousands place. That means it has a value of  $8 \times 10,000$ , or 80,000.

### 📅 Week 1 Day 5: Week 1 Place Value and Rounding Mixed Review

#### ✓ Answers

- 1  $4,000 + 200 + 5$     2 600    3 6,307    4 A    5  $<$     6 684, 846, 864
- 7 2,980, 2,908, 2,809    8 B    9 Even    10 True    11 470    12 6,700    13 Afternoon
- 14 B

#### 💡 Explanations

- 1 Expanded form writes each nonzero place value. The zero tens holds a place but adds no value.
- 2 The underlined 6 is in the hundreds place. Six hundreds have a value of 600.
- 3 Place the digits in order from thousands to ones. The 0 tens keeps the 7 in the ones place.
- 4 The number has 8 thousands, 0 hundreds, 4 tens, and 3 ones. That is 8,043.
- 5 The thousands and hundreds match. The tens place decides because 0 tens is less than 7 tens.
- 6 Compare hundreds first. 684 is least, and between 846 and 864, 4 tens is less than 6 tens.
- 7 All have 2 thousands, so compare hundreds next. The 9-hundred numbers come first, and 2,980 has more tens than 2,908.



Get Online



Find more at  
[ViewMath.com/Hi-Grade3](https://www.viewmath.com/Hi-Grade3)



- 8 All choices have 2 thousands. Choice B has 9 hundreds, more than the other choices.
- 9 Only the ones digit decides even or odd. Since 8,132 ends in 2, it is even.
- 10 The number ends in 7. Numbers ending in 1, 3, 5, 7, or 9 are odd.
- 11 The number 467 is past the halfway point 465. It is closer to 470 than to 460.
- 12 Nearest 100 uses the tens digit. The tens digit is 4, so keep the hundreds digit and change tens and ones to zeros.
- 13 Compare the two numbers by place value. Both have 3 hundreds, but 385 has 8 tens while 358 has 5 tens.
- 14 Numbers from 250 through 349 round to 300. Choice B, 251, is in that range.

### Week 8 Day 1: Area of Rectangles

#### ✓ Answers

- 1 24 square units    2 24 square cm    3 25 square inches    4 C    5 True
- 6 42 tiles    7 4 cm    8 7 ft    9 6 in    10 A    11 36 square feet    12 30 square feet

#### 💡 Explanations

- 1 Area counts the unit squares inside the rectangle. With 4 rows of 6, multiply  $4 \times 6 = 24$  square units.
- 2 Use length times width for a rectangle.  $8 \times 3 = 24$ , so the area is 24 square centimeters.
- 3 A square with side length 5 is a 5 by 5 rectangle. Multiply  $5 \times 5 = 25$  square inches.
- 4 Area of a rectangle is found by multiplying the side lengths. The matching expression is  $7 \times 2$ .



Get Online



Find more at  
[ViewMath.com/Hi-Grade3](https://www.viewmath.com/Hi-Grade3)



5 Area counts square units that cover the inside of a shape, so the label must use square units.

6 Rows and columns form an array. Multiply  $6 \times 7 = 42$ , so the floor has 42 tiles.

7 Divide the area by the known side.  $24 \div 6 = 4$ , so the width is 4 cm.

8 The missing side times 5 must equal 35. Use  $35 \div 5 = 7$ , so the length is 7 ft.

9 A rectangle's side lengths multiply to the area. Divide  $48 \div 8 = 6$  to find the missing side.

10 Check each product.  $4 \times 6 = 24$ , so a 4 by 6 rectangle has area 24 square units.

11 The garden is rectangular, so multiply length by width.  $9 \times 4 = 36$  square feet.

12 Add the non-overlapping areas.  $18 + 12 = 30$  square feet.

### 📅 Week 8 Day 4: Grade 4 Preview: Classify Shapes

#### ✓ Answers

1 6 sides

2 pentagon

3 quadrilateral

4 False

5 square

6 True

7 False

8 rhombus

9 acute triangle

10 rectangle

11 A

12 True

#### 💡 Explanations

1 The prefix hex- means 6. A hexagon is a polygon with 6 straight sides.

2 Polygon names can be matched to side counts. A polygon with 5 sides is a pentagon.

3 A quadrilateral is any polygon with exactly 4 sides. The shape may have a more specific name too.



Get Online




Find more at  
[ViewMath.com/Hi-Grade3](https://www.viewmath.com/Hi-Grade3)



- 4 A polygon must have only straight sides. A circle has a curved edge, so it is not a polygon.
- 5 A square has all sides equal and all angles right. It is both a rectangle and a rhombus.
- 6 A parallelogram has two pairs of parallel sides. Rectangles have two pairs of parallel sides, so every rectangle is a parallelogram.
- 7 A rectangle must have four right angles. A parallelogram can have slanted angles, so not every parallelogram is a rectangle.
- 8 A rhombus has four equal sides. It does not need right angles, so this shape is a rhombus rather than a square.
- 9 All three angles are less than  $90^\circ$ . A triangle with all acute angles is an acute triangle.
- 10 Four right angles and two pairs of parallel sides describe a rectangle. It is not a square because all sides are not equal.
- 11 A square has four right angles, so it fits the rectangle family. A rectangle does not need all sides equal, so the reverse is not always true.
- 12 A square can be folded across a vertical line, horizontal line, or either diagonal. That gives 4 lines of symmetry.




Get Online

Find more at  
[ViewMath.com/Hi-Grade3](https://www.viewmath.com/Hi-Grade3)

# Great Job! Keep Learning with ViewMath!


Keep up the great work! Visit [viewmath.com/Hi-Grade3](https://viewmath.com/Hi-Grade3) for free lessons, practice, and more.



All-in-One




Scan Me



Study Guide




Scan Me



Workbook



Scan Me



Step-by-Step



Scan Me



3 Practice Tests




Scan Me



5 Practice Tests



Scan Me



7 Practice Tests




Scan Me



10 Practice Tests



Scan Me




Math in 30 Days




Scan Me



Summer Review



Summer Bridge




Summer Workbook



Get Online



Find more at [ViewMath.com/Hi-Grade3](https://ViewMath.com/Hi-Grade3)



**Great Job! Keep Learning with ViewMath!**

Keep up the great work! Visit [viewmath.com/Hi-Grade3](http://viewmath.com/Hi-Grade3) for free lessons, practice, and more.



Quizzes



Scan Me

Puzzles



Scan Me

Worksheets



Scan Me



Get Online



Find more at [ViewMath.com/Hi-Grade3](http://ViewMath.com/Hi-Grade3)



THANK YOU

# Enjoyed This Preview?

## Get the Full Book!

*This preview shows just a small sample of what's inside.*

*The complete book includes:*

- ✓ *All chapters and topics*
- ✓ *Hundreds of practice problems*
- ✓ *Complete answer key with explanations*
- ✓ *Colorful visuals and step-by-step examples*
- ✓ *Reference sheets and progress trackers*

🌐 Visit us at [ViewMath.com](https://www.viewmath.com) for free resources and more books!