

# Missouri MAP Grade 3 to Grade 4 Math

## Summer Bridge Workbook

*8-Week Workbook Practice with Answer Keys*

**Dr. A. Nazari**

Copyright © 2026 Dr. A. Nazari

PUBLISHED BY VIEW MATH EDUCATION

VIEWMATH.COM

All rights reserved. No part of this publication may be reproduced, distributed, or transmitted in any form or by any means, including photocopying, recording, or other electronic or mechanical methods, without the prior written permission of the author, except in the case of brief quotations embodied in critical reviews and certain other noncommercial uses permitted by copyright law, including Section 107 or 108 of the 1976 United States Copyright Act.

The information in this book is distributed on an “as is” basis, without warranty. While every precaution has been taken in the preparation of this work, neither the author nor the publisher shall have any liability to any person or entity with respect to any loss or damage caused or alleged to be caused directly or indirectly by the information contained in this book.

*Copyright © 2026*

# Summer Math Bridge

## Workbook



**This workbook is a bridge: it keeps Grade 3 math strong while making the first month of Grade 4 feel familiar.**

Students revisit the Grade 3 ideas that matter most—place value, operations, multiplication and division, fractions, measurement, data, area, perimeter, and geometry—then preview the Grade 4 language connected to those skills. Each topic has a short review and a fuller workbook practice set, so students get enough written, visual, and problem-solving practice to build fluency.



### For families and teachers

Use one workbook lesson per day, about 20-25 minutes. Let students try first, then use the answer explanations as quick reteaching after mistakes. Friday mixed reviews show which skills are ready and which need another short review.

### For students

Keep your work neat, show your thinking, and fix missed problems. The goal is not to rush through the workbook; the goal is to start Grade 4 ready to build on what you already know.

# How to Use This Bridge Workbook

## The page order is the plan.

Move through the workbook one day at a time. Each week has four workbook practice days and one Friday mixed review, so the routine stays predictable even when summer is busy.



**Practice days** Read the quick review, study the example or model, and complete the 12–14 workbook problems.

**Friday review** Complete the mixed review without rushing. Use it to practice choosing the right method.

**Review answers** Check the answer key, then read the explanation for every missed problem. Correct the work in pencil before moving on.

**Extra support** If a skill is shaky, do one similar problem the next day before starting the new page.

**Keep it steady**

Most workbook lessons should take about 20–25 minutes. Stop before practice turns into frustration.

**Show thinking**

Use equations, quick models, number lines, labels, or scratch work. Organized work is a Grade 4 habit.

**Fix mistakes**

A corrected mistake is useful practice. The answer key is written to reteach, not only to score.

PREVIEW



Get Online



Find more at  
[ViewMath.com/MO-Grade3](https://www.viewmath.com/MO-Grade3)



**ViewMath.com**



# BRIDGEWEEK

1

## Place Value and Rounding

Review now. Step into Grade 4 next.

### This Week's Bridge Path

Week 1 Day 1: Place Value: Thousands and Beyond .....	2
Week 1 Day 3: Grade 4 Preview: Place Value and Expanded Form .....	4
Week 1 Day 5: Week 1 Place Value and Rounding Mixed Review .....	6



## Day 1 Place Value: Thousands and Beyond

 BRIDGE SKILL

Place value starts with ones, tens, hundreds, and thousands, then continues to ten-thousands and beyond.

Thousands	Hundreds	Tens	Ones
<b>3</b>	<b>5</b>	<b>2</b>	<b>7</b>
3,000	500	20	7

- ✓ A digit's value depends on its place.
- ✓ Expanded form writes each nonzero digit's value.
- ✓ Word form names the same number in words.
- ✓ Compare numbers from left to right, starting with the greatest place.
- ✓ In 42,318, the 4 is worth 40,000.

**Remember:** Zeros are placeholders; they keep other digits in the correct places.

### Read and build larger numbers.

- 1 Use the chart to write the number. \_\_\_\_\_

TTh	Th	H	T	O
1	2	4	0	5

- 2 Write 6,103 in word form. \_\_\_\_\_

- 3 Write the number with 4 ten-thousands, 2 thousands, 3 hundreds, 1 ten, and 8 ones.  
\_\_\_\_\_

- 4 Use the table to compare: 3,609 \_\_\_\_\_ 3,690.

Th	H	T	O
3	6	0	9
3	6	9	0

### Values and expanded form.

- 5 What is the value of the underlined digit? 4,328 \_\_\_\_\_

- 6 What is the value of the underlined digit? 72,405 \_\_\_\_\_

- 7 Write 42,318 in expanded form. \_\_\_\_\_

- 8 Use the model to write the number. \_\_\_\_\_



Get Online



Find more at  
[ViewMath.com/MO-Grade3](https://www.viewmath.com/MO-Grade3)



60,000

4,000

700

2

 **Apply place value.**

9 Which number has 5 ten-thousands, 0 thousands, 9 hundreds, 0 tens, and 6 ones?

**A.** 50,906**B.** 59,006**C.** 50,096**D.** 5,906

10 True or False:  $30,084 = 30,000 + 80 + 4$ .

 True False

11 A stadium section has 18,246 seats. What is the value of the 8? \_\_\_\_\_

12 Write 72,405 in expanded form. \_\_\_\_\_

PREVIEW



Get Online

Find more at  
[ViewMath.com/MO-Grade3](https://www.viewmath.com/MO-Grade3)

**Day 3** Grade 4 Preview: Place Value and Expanded Form

BRIDGE SKILL

Large numbers are read by periods: millions, thousands, and ones. Each period has up to three digits.

- ✓ Say the number in a period, then say the period name.
- ✓ A digit's value equals the digit times its place value.
- ✓ Expanded form writes a number as the sum of its nonzero place values.
- ✓ Zeros keep places open but are not usually written as addends.
- ✓ The same place-value pattern continues past one million.

**Remember:** When writing a large number, keep each period as a group of three digits after the first period.

### ☰ Read large place values.

- 1 In 704,650, what is the value of the digit 7? \_\_\_\_\_
- 2 Use the chart. Which digit is in the hundred-thousands place? \_\_\_\_\_

M	HTh	TTh	Th	H	T	O
6	<u>4</u>	1	8	2	0	5

- 3 Write 1,031,200 in words. \_\_\_\_\_
- 4 What is the value of the 8 in 1,348,206? \_\_\_\_\_

### ☰ Expanded and standard form.

- 5 Write 590,402 in expanded form. \_\_\_\_\_

HTh	TTh	Th	H	T	O
5	9	0	4	0	2

- 6  $4,000,000 + 600,000 + 30,000 + 8,000 + 5 =$  \_\_\_\_\_
- 7 Write 2,070,516 in expanded form. \_\_\_\_\_
- 8 Which expanded form matches 927,400?

A.  $900,000 + 20,000 + 7,000 + 400$

B.  $900,000 + 27,000 + 4$

C.  $90,000 + 20,000 + 7,000 + 400$

D.  $927,000 + 40$




Get Online



Find more at  
[ViewMath.com/MO-Grade3](https://www.viewmath.com/MO-Grade3)



 **Build and reason.**

9 What number has 9 hundred-thousands, 2 ten-thousands, 7 thousands, and 4 hundreds?  
\_\_\_\_\_

10 True or False: 1,000,000 is ten hundred-thousands.

 True False

11 Compare: 1,348,206 \_\_\_\_\_ 1,384,206

12 A city has 4,638,005 people. Which period is 638 in? \_\_\_\_\_

PREVIEW



Get Online



Find more at  
[ViewMath.com/MO-Grade3](https://www.viewmath.com/MO-Grade3)





7 Which number is smallest?

A. 45,620

B. 45,206

C. 45,602

D. 45,260

8 True or False:  $81,420 > 81,240$ .

True

False

 **Even, odd, and rounding.**

9 Is 63,519 even or odd? \_\_\_\_\_

10 Use the number line. Round 6,749 to the nearest thousand. \_\_\_\_\_



11 Round 845,200 to the nearest hundred-thousand. \_\_\_\_\_

12 Which number rounds to 150,000 to the nearest ten-thousand?

A. 144,999

B. 145,200

C. 154,999

D. 155,000




Get Online



Find more at

[ViewMath.com/MO-Grade3](https://www.viewmath.com/MO-Grade3)



# BRIDGEWEEK

8

## Area, Perimeter, Lines, and Shapes

Review now. Step into Grade 4 next.

### This Week's Bridge Path

Week 8 Day 1: Area of Rectangles .....	9
Week 8 Day 4: Grade 4 Preview: Classify Shapes .....	11



**Day 1** Area of Rectangles

**BRIDGE SKILL**

Area measures the space inside a flat shape. For a rectangle, the rows and columns of square units show why area equals length times width.



- ✓ Area counts square units that cover the inside of a shape.
- ✓ Rectangles can be counted as rows times columns.
- ✓ Use  $\text{area} = \text{length} \times \text{width}$  for rectangles.
- ✓ Area units are square units, such as square centimeters or square feet.
- ✓ To find a missing side, divide the area by the known side.

**Remember:** Area covers the inside. Perimeter goes around the outside.

**Count or multiply square units.**

1 A rectangle has 4 rows of 6 unit squares. What is its area?



2 Find the area of the rectangle.



3 A square has side length 5 inches. What is its area? \_\_\_\_\_

4 Which expression finds the area of a 7 by 2 rectangle?

A.  $7 + 2$                       B.  $7 - 2$

C.  $7 \times 2$                       D.  $7 \div 2$

5 True or False: Area is measured in square units.  True  False

6 A tile floor has 6 rows of 7 tiles. How many tiles are there? \_\_\_\_\_



Get Online



Find more at [ViewMath.com/MO-Grade3](https://www.viewmath.com/MO-Grade3)



### Find missing sides.

7 Area = 24 sq cm, length = 6 cm. Width = \_\_\_\_\_

8 Area = 35 sq ft, width = 5 ft. Length = \_\_\_\_\_

9 Area = 48 sq in, one side = 8 in. Other

side = \_\_\_\_\_

10 Which rectangle has area 24 square units?

A. 4 by 6

B. 5 by 6

C. 8 by 4

D. 3 by 9

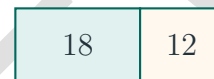
### Area in situations.

11 A garden is 9 feet long and 4 feet wide.  
What is the area?



12 A garden is split into two rectangles with areas 18 square feet and 12 square feet.

What is the total area?



Get Online



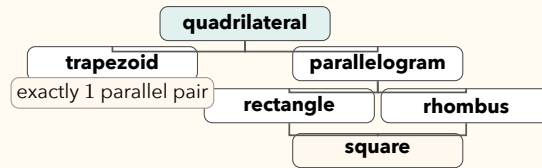
Find more at  
[ViewMath.com/MO-Grade3](https://www.viewmath.com/MO-Grade3)



**Day 4** Grade 4 Preview: Classify Shapes

BRIDGE SKILL

Classify figures by attributes and shape families. In this modified lesson, a trapezoid has exactly one pair of parallel sides.



- ✓ A polygon is closed and made only of straight sides.
- ✓ A trapezoid has exactly 1 pair of parallel sides in this book.
- ✓ A parallelogram has 2 pairs of parallel sides.
- ✓ A rectangle has 4 right angles, and a rhombus has 4 equal sides.
- ✓ A square belongs to both the rectangle family and the rhombus family.

**Remember:** The phrase “exactly one pair” matters: it separates trapezoids from parallelograms.

Name polygons.

- 1 How many sides does a decagon have?  
\_\_\_\_\_
- 2 How many sides does an octagon have?  
\_\_\_\_\_
- 3 A polygon has 6 sides. What is it called?  
\_\_\_\_\_
- 4 True or False: A circle is a polygon.  
 True  False

Classify quadrilaterals.

- 5 A quadrilateral has exactly 1 pair of parallel sides. What is the most specific name?  
\_\_\_\_\_
- 6 True or False: Every square is also a rhombus.  
 True  False
- 7 True or False: Every rhombus is also a square.  
 True  False
- 8 A shape has 4 sides, 2 pairs of parallel sides, and 4 right angles, but not all sides are equal. What is it? \_\_\_\_\_

Use angle and side attributes.



Find more at [ViewMath.com/MO-Grade3](http://ViewMath.com/MO-Grade3)



- 9 A triangle has angles  $42^\circ$ ,  $48^\circ$ , and  $90^\circ$ .  
What type of triangle is it? \_\_\_\_\_
- 10 Which shape has four equal sides but does not have to have right angles?
- A. rhombus      B. circle  
C. triangle      D. pentagon
- 11 Which statement is always true?
- A. Every square is a rectangle      B. Every rectangle is a square  
C. Every trapezoid has two parallel pairs      D. Every circle is a polygon
- 12 A quadrilateral has 2 pairs of parallel sides and no right angles. Which name could fit?
- A. parallelogram      B. trapezoid  
C. circle      D. line segment

PREVIEW



Get Online

Find more at  
[ViewMath.com/MO-Grade3](https://www.viewmath.com/MO-Grade3)

ViewMath.com



# Answers with Explanations

Check your answers, then use the explanations to understand any missed problem.

## How to use this section

### First

Complete the lesson practice or Friday quiz before looking at this section.

### Record

Write your answers clearly on the page so you can compare them later.

### Check

Use the answer key to mark each problem correct or incorrect.

### Explain

For any problem you missed, guessed on, or found confusing, read the explanation and add a quick note beside your work.

### 📅 Week 1 Day 1: Place Value: Thousands and Beyond

#### ✔ Answers

1 12,405

2 Six thousand, one hundred three

3 42,318

4 &lt;

5 4,000

6 70,000

7  $40,000 + 2,000 + 300 + 10 + 8$ 

8 64,702

9 A

10 True

11 8,000

12  $70,000 + 2,000 + 400 + 5$ 

#### 💡 Explanations

1 Write the digits in order from ten-thousands to ones. The 0 tens is written so the 5 stays in the ones place.

2 Read the thousands first, then the rest of the number. The 0 tens is not named in word form.

3 Place each digit in the named place from left to right. This gives 42,318.

4 The thousands and hundreds digits match. The tens place decides because 0 tens is less than 9 tens.

5 The underlined 4 is in the thousands place. It represents 4 groups of 1,000.

6 The underlined 7 is in the ten-thousands place. Seven ten-thousands equals 70,000.

7 Write each digit's value as an addend. The digits mean 40,000, 2,000, 300, 10, and 8.

8 Each part goes in its place value. There are 6 ten-thousands, 4 thousands, 7 hundreds, 0 tens, and 2 ones.

9 Put each digit in its named place. The number is 50,906, choice A.

10 Expanded form uses the nonzero place values. The 3 ten-thousands is 30,000, the 8 tens is 80, and the 4 is 4.



Get Online



Find more at  
[ViewMath.com/MO-Grade3](https://www.viewmath.com/MO-Grade3)



11 The 8 is in the thousands place. It represents 8 groups of 1,000.

12 Use only the nonzero values. The 0 tens holds a place but adds no value.

### 📅 Week 1 Day 3: Grade 4 Preview: Place Value and Expanded Form

#### ✓ Answers

1 700,000

2 4

3 One million, thirty-one thousand, two hundred

4 8,000

5  $500,000 + 90,000 + 400 + 2$

6 4,638,005

7  $2,000,000 + 70,000 + 500 + 10 + 6$

8 A

9 927,400

10 True

11 <

12 Thousands period

#### 💡 Explanations

1 The 7 is in the hundred-thousands place. Its value is  $7 \times 100,000 = 700,000$ .

2 The hundred-thousands place is the first digit in the thousands period. In 6,418,205, that digit is 4.

3 Read by periods from left to right. The periods are 1 million, 031 thousand, and 200 ones.

4 The 8 is in the thousands place. It represents 8 groups of 1,000.

5 Expanded form names each nonzero digit's value. The zeros hold places but do not add value.

6 Place each addend in the correct period. The millions period is 4, the thousands period is 638, and the ones period is 005.

7 Use the nonzero digits only. The zero hundred-thousands and zero thousands places are place-holders.

8 Read each digit by place value. 927,400 has 9 hundred-thousands, 2 ten-thousands, 7 thousands, and 4 hundreds.



Get Online



Find more at  
[ViewMath.com/MO-Grade3](https://www.viewmath.com/MO-Grade3)



- 9 Put each digit in the named place and fill the tens and ones with zeros. The number is 927,400.
- 10 One hundred-thousand is 100,000. Ten of them make 1,000,000.
- 11 The millions digit matches, so compare the thousands period. 348 thousand is less than 384 thousand.
- 12 Numbers are grouped by periods of three digits. In 4,638,005, the 638 group is the thousands period.

### 📅 Week 1 Day 5: Week 1 Place Value and Rounding Mixed Review

#### ✓ Answers

1  $40,000 + 2,000 + 10 + 8$

2 100

3 72,059

4 A

5 >

6 103,018, 103,108, 103,180

7 B

8 True

9 Odd

10 7,000

11 800,000

12 B

#### 💡 Explanations

- 1 Expanded form writes only the nonzero place values. The 0 hundreds is a placeholder.
- 2 The underlined 1 is in the hundreds place. It represents one group of 100.
- 3 Write the digits in place-value order. The zero hundreds must be included.
- 4 The addends give 7 hundred-thousands, 4 thousands, and 9 ones. Missing places use zeros, so the number is 704,009.
- 5 The first three place values match. The tens place decides because 5 tens is greater than 0 tens.
- 6 The larger places match, so compare hundreds and tens. 103,018 is least, and 103,180 has more tens than 103,108.



Get Online



Find more at  
[ViewMath.com/MO-Grade3](https://www.viewmath.com/MO-Grade3)



- 7 All choices have 45 thousand. Compare hundreds next; 45,206 has the fewest hundreds and is smallest.
- 8 The ten-thousands and thousands digits match. The hundreds place decides because 4 hundreds is greater than 2 hundreds.
- 9 Check the ones digit. The number ends in 9, so it is odd.
- 10 The number is greater than the halfway point 6,500. It rounds up to 7,000.
- 11 Check the ten-thousands digit. It is 4, so round down to 800,000.
- 12 Numbers from 145,000 through 154,999 round to 150,000. Choice B is in that range.

### 📅 Week 8 Day 1: Area of Rectangles

#### ✓ Answers

- 1 24 square units    2 24 square cm    3 25 square inches    4 C    5 True
- 6 42 tiles    7 4 cm    8 7 ft    9 6 in    10 A    11 36 square feet    12 30 square feet

#### 💡 Explanations

- 1 Area counts the unit squares inside the rectangle. With 4 rows of 6, multiply  $4 \times 6 = 24$  square units.
- 2 Use length times width for a rectangle.  $8 \times 3 = 24$ , so the area is 24 square centimeters.
- 3 A square with side length 5 is a 5 by 5 rectangle. Multiply  $5 \times 5 = 25$  square inches.
- 4 Area of a rectangle is found by multiplying the side lengths. The matching expression is  $7 \times 2$ .



Get Online



Find more at  
[ViewMath.com/MO-Grade3](https://www.viewmath.com/MO-Grade3)



- 5 Area counts square units that cover the inside of a shape, so the label must use square units.
- 6 Rows and columns form an array. Multiply  $6 \times 7 = 42$ , so the floor has 42 tiles.
- 7 Divide the area by the known side.  $24 \div 6 = 4$ , so the width is 4 cm.
- 8 The missing side times 5 must equal 35. Use  $35 \div 5 = 7$ , so the length is 7 ft.
- 9 A rectangle's side lengths multiply to the area. Divide  $48 \div 8 = 6$  to find the missing side.
- 10 Check each product.  $4 \times 6 = 24$ , so a 4 by 6 rectangle has area 24 square units.
- 11 The garden is rectangular, so multiply length by width.  $9 \times 4 = 36$  square feet.
- 12 Add the non-overlapping areas.  $18 + 12 = 30$  square feet.

### 📅 Week 8 Day 4: Grade 4 Preview: Classify Shapes

#### ✔ Answers

1 10 sides

2 8 sides

3 hexagon

4 False

5 trapezoid

6 True

7 False

8 rectangle

9 right triangle

10 A

11 A

12 A

#### 💡 Explanations

1 The prefix dec- means 10. A decagon has 10 sides and 10 vertices.

2 The prefix oct- means 8. An octagon is a polygon with 8 straight sides.

3 A hexagon is a polygon with 6 sides. The prefix hex- means six.



Get Online



Find more at  
[ViewMath.com/MO-Grade3](https://www.viewmath.com/MO-Grade3)



- 4 A polygon must have straight sides. A circle has a curved edge, so it is not a polygon.
- 5 In this book, a trapezoid has exactly one pair of parallel sides. The word exactly rules out parallelograms.
- 6 A rhombus has all four sides equal. A square has all four sides equal, so every square fits the rhombus family.
- 7 A square must have four right angles. A rhombus can have slanted angles, so not every rhombus is a square.
- 8 The shape is a parallelogram because it has 2 pairs of parallel sides. Four right angles make it a rectangle, and unequal sides mean it is not a square.
- 9 A triangle with one  $90^\circ$  angle is a right triangle. This triangle has exactly one right angle.
- 10 A rhombus is a quadrilateral with four equal sides. It may have right angles, but it does not have to.
- 11 A square has four right angles, so it is a rectangle. The other statements do not always match the attributes.
- 12 Two pairs of parallel sides identify a parallelogram. A trapezoid in this book has exactly one pair of parallel sides.



Get Online

Find more at  
[ViewMath.com/MO-Grade3](https://www.viewmath.com/MO-Grade3)

## Great Job! Keep Learning with ViewMath!

Keep up the great work! Visit [viewmath.com/MO-Grade3](https://viewmath.com/MO-Grade3) for free lessons, practice, and more.



All-in-One




Scan Me



Study Guide




Scan Me



Workbook



Scan Me



Step-by-Step



Scan Me



3 Practice Tests




Scan Me



5 Practice Tests



Scan Me



7 Practice Tests




Scan Me



10 Practice Tests




Scan Me




Math in 30 Days




Scan Me



Summer Review



Summer Bridge



Summer Workbook



Find more at  
[ViewMath.com/MO-Grade3](https://viewmath.com/MO-Grade3)



# Great Job! Keep Learning with ViewMath!

Keep up the great work! Visit [viewmath.com/MO-Grade3](http://viewmath.com/MO-Grade3) for free lessons, practice, and more.



Quizzes



Puzzles



Worksheets



Get Online



Find more at [ViewMath.com/MO-Grade3](http://ViewMath.com/MO-Grade3)



THANK YOU

# Enjoyed This Preview?

## Get the Full Book!

*This preview shows just a small sample of what's inside.*

*The complete book includes:*

- ✓ *All chapters and topics*
- ✓ *Hundreds of practice problems*
- ✓ *Complete answer key with explanations*
- ✓ *Colorful visuals and step-by-step examples*
- ✓ *Reference sheets and progress trackers*

🌐 Visit us at **ViewMath.com** for free resources and more books!