



Kansas

2026

Grade 3 Math Summer Review

8-Week
Core Review


$$4 \times 6 = 24$$



Favorite Summer Activity



Area = 24 square units



ViewMath

Dr. A. Nazari

Kansas KAP Grade 3 Math Summer Review

8-Week Core Review with Practice, Quizzes & Answers

Dr. A. Nazari

Copyright © 2026 Dr. A. Nazari

Published by View Math Education

ViewMath.com

All rights reserved. No part of this publication may be reproduced, distributed, or transmitted in any form or by any means, including photocopying, recording, or other electronic or mechanical methods, without the prior written permission of the author, except in the case of brief quotations embodied in critical reviews and certain other noncommercial uses permitted by copyright law, including Section 107 or 108 of the 1976 United States Copyright Act.

The information in this book is distributed on an “as is” basis, without warranty. While every precaution has been taken in the preparation of this work, neither the author nor the publisher shall have any liability to any person or entity with respect to any loss or damage caused or alleged to be caused directly or indirectly by the information contained in this book.

Copyright © 2026

Welcome to Summer Math Review!

This 8-week plan reviews the Grade 3 math students already learned this year.

How each week works

-  *Monday through Thursday are short review days.*
-  *Each day starts with a Lesson Review.*
-  *Each practice day has 6 problems.*
-  *Friday is a 10-question quiz.*
-  *Answers explain the thinking, not just the final number.*

Try your best first. Then use the answer key like a teacher.

Your 8-Week Summer Review Plan

Use this book four days a week, then take the quiz on Friday.

Weekly Schedule

Week	Monday	Tuesday	Wednesday	Thursday	Friday
1	Day 1	Day 2	Day 3	Day 4	Quiz 1
2	Day 5	Day 6	Day 7	Day 8	Quiz 2
3	Day 9	Day 10	Day 11	Day 12	Quiz 3
4	Day 13	Day 14	Day 15	Day 16	Quiz 4
5	Day 17	Day 18	Day 19	Day 20	Quiz 5
6	Day 21	Day 22	Day 23	Day 24	Quiz 6
7	Day 25	Day 26	Day 27	Day 28	Quiz 7
8	Day 29	Day 30	Mixed Review	Final Review	Final Quiz

For students

Read the Lesson Review first. Try all 6 problems before checking answers. If you miss one, read the explanation and fix your work.

For parents and teachers

The daily pages are meant to be short. If a student struggles, use the answer explanation as the teaching step, then have the student correct the problem.

Goal

By the end of 8 weeks, students will have completed 192 daily practice problems and 80 quiz questions, with review across the full Grade 3 math year.

Summer Progress Tracker

Check off each day as you finish it.

Week	Mon	Tue	Wed	Thu	Fri Quiz
1	<input type="checkbox"/>	<input type="checkbox"/>	<input type="checkbox"/>	<input type="checkbox"/>	<input type="checkbox"/>
2	<input type="checkbox"/>	<input type="checkbox"/>	<input type="checkbox"/>	<input type="checkbox"/>	<input type="checkbox"/>
3	<input type="checkbox"/>	<input type="checkbox"/>	<input type="checkbox"/>	<input type="checkbox"/>	<input type="checkbox"/>
4	<input type="checkbox"/>	<input type="checkbox"/>	<input type="checkbox"/>	<input type="checkbox"/>	<input type="checkbox"/>
5	<input type="checkbox"/>	<input type="checkbox"/>	<input type="checkbox"/>	<input type="checkbox"/>	<input type="checkbox"/>
6	<input type="checkbox"/>	<input type="checkbox"/>	<input type="checkbox"/>	<input type="checkbox"/>	<input type="checkbox"/>
7	<input type="checkbox"/>	<input type="checkbox"/>	<input type="checkbox"/>	<input type="checkbox"/>	<input type="checkbox"/>
8	<input type="checkbox"/>	<input type="checkbox"/>	<input type="checkbox"/>	<input type="checkbox"/>	<input type="checkbox"/>

Small practice adds up.

Four short days and one quiz each week is
enough to keep Grade 3 math fresh all summer.



★ *Table of Contents* ★

Your 8-week summer review plan

★ <i>Week 1</i>	<i>Place Value and Rounding</i>	<i>1</i>
★ <i>Week 8</i>	<i>Area, Perimeter, and Final Grade 3 Review</i>	<i>5</i>
★	<i>Answer Key & Explanations</i>	<i>7</i>



A little review each day keeps math fresh!

PREVIEW



WEEK

1

Place Value and Rounding

This Week's Days

Day 1: Place Value: Ones, Tens, Hundreds 2

Day 4: Rounding to the Nearest 10, 100, and 1,000 3

Week 1 Quiz: Place Value and Rounding Check 4



Day 1 Place Value: Ones, Tens, Hundreds

Place value tells what each digit is worth in a number. Start on the right: ones, tens, then hundreds.

Hundreds	Tens	Ones
5	2	7
500	20	7

- A digit in the **ones** place counts single ones.
- A digit in the **tens** place counts groups of 10.
- A digit in the **hundreds** place counts groups of 100.
- Expanded form writes the value of each digit as a sum.
- A 0 can hold a place even when it does not add value.

Read a number by asking how many hundreds, tens, and ones it has.

Practice

1. Write 486 in expanded form. _____
2. Write 705 in expanded form. _____
3. In 629, the value of the underlined digit is _____. 629
4. In 384, the value of the underlined digit is _____. 384
5. $900 + 30 + 2 =$ _____
6. A game has 7 hundreds, 4 tens, and 9 ones points. How many points is that?



Get Online



Find more at
ViewMath.com



Day 4 Rounding to the Nearest 10, 100, and 1,000

Rounding replaces a number with a close friendly number.



- To round to the nearest 10, look at the ones digit.
- To round to the nearest 100, look at the tens digit.
- To round to the nearest 1,000, look at the hundreds digit.
- Digits 0-4 round down; digits 5-9 round up.
- After rounding, the digits to the right become 0.

Think of rounding as choosing the closer endpoint on a number line.

Practice

1. Round 43 to the nearest 10. _____
2. Round 87 to the nearest 10. _____
3. Round 155 to the nearest 10. _____
4. Round 246 to the nearest 100. _____
5. Round 782 to the nearest 100. _____
6. A pool sold 4,681 summer passes. About how many passes is that to the nearest 1,000?



Get Online



Find more at
[ViewMath.com](https://www.viewmath.com)



WEEK

8

Area, Perimeter, and Final Grade 3 Review

This Week's Days

Day 29: Area 6



Day 29 **Area**

Area measures the space inside a flat shape. 35

- Count square units to find area.
- Rectangles can be measured by rows and columns.
- Area of a rectangle is length \times width.
- A 3 by 5 rectangle has $3 \times 5 = 15$ square units.
- Use square units such as square inches or square centimeters.

Area answers how many unit squares cover the shape.

 **Practice**

1. A rectangle has 4 rows of 6 unit squares. What is its area?
2. Find the area of a rectangle that is 8 cm long and 3 cm wide.
3. A square has side length 5 inches. What is its area?
4. Which expression finds the area of a 7 by 2 rectangle?
A. $7 + 2$ B. $7 - 2$
C. 7×2 D. $7 \div 2$
5. True or False: Area is measured in square units. True False
6. A garden is 9 feet long and 4 feet wide. What is the area?



Get Online

Find more at
[ViewMath.com](https://www.viewmath.com)

★ Check Your Answers! ★

Try each problem first, then look here to check your work.

It's OK to make mistakes — that's how we learn ★

Day 1 Place Value: Ones, Tens, Hundreds

1 $400 + 80 + 6$

2 $700 + 5$

3 600

4 80

5 932

6 749 points

Explanations

1 Use each digit's place value: 4 hundreds are 400, 8 tens are 80, and 6 ones are 6. Expanded form writes those values as a sum, so $486 = 400 + 80 + 6$.

2 The 7 is in the hundreds place, so it means 700, and the 5 is in the ones place, so it means 5. The 0 in the tens place is a placeholder, so it does not need its own addend.

3 The underlined 6 is the first digit in 629, which is the hundreds place. A digit in the hundreds place counts groups of 100, so 6 hundreds equals 600.

4 The underlined 8 is in the tens place, not the ones place. That means it represents 8 groups of 10, which is 80.



5 Combine the place-value parts: 900 gives 9 hundreds, 30 gives 3 tens, and 2 gives 2 ones. Put those digits in hundreds, tens, and ones order to make 932.

6 Each hundred is worth 100, each ten is worth 10, and each one is worth 1. So 7 hundreds, 4 tens, and 9 ones make $700 + 40 + 9 = 749$ points.

Day 4 Rounding to the Nearest 10, 100, and 1,000

1 40

2 90

3 160

4 200

5 800

6 5,000 passes

Explanations

1 To round to the nearest 10, look at the ones digit. Since the ones digit is 3, which is less than 5, keep the tens digit and change the ones digit to 0.

2 For the nearest 10, the ones digit tells whether to round up or down. The ones digit is 7, so 87 is closer to 90 than to 80.

3 When rounding to the nearest 10, a ones digit of 5 or more rounds up. In 155, the 5 ones move 150 up to the next ten, which is 160.

4 To round to the nearest 100, look at the tens digit. The tens digit in 246 is 4, so 246 is closer to 200 than to 300.

5 For the nearest 100, use the tens digit as the rounding clue. The tens digit is 8, so round 782 up to the next hundred, 800.

6 To round to the nearest 1,000, look at the hundreds digit. The hundreds digit is 6, so 4,681 is closer to 5,000 than to 4,000, giving about 5,000 passes.



Get Online



Find more at
[ViewMath.com](https://www.viewmath.com)



Day Q1  **Week 1 Quiz**

1 A

2 $4,000 + 200 + 6$

3 2

4 False

5 $<$

6 2,018, 2,081, 2,180

7 Even

8 60

9 700

10 600 visitors

 **Explanations**

1 The digit 5 is in the hundreds place, 7 is in the tens place, and 1 is in the ones place. That makes $500 + 70 + 1$, so choice A is the expanded form.

2 4,206 has 4 thousands, 2 hundreds, 0 tens, and 6 ones. Expanded form shows the nonzero place values, while the 0 tens only holds its place.

3 The underlined 2 is the last digit in 682, so it is in the ones place. A ones digit keeps its face value, so it is worth 2.

4 In 9,314, the 9 is in the thousands place because it is left of the comma. It is worth 9,000, so 900 is the trap value for a hundreds digit.

5 Compare from left to right: both numbers have 7 hundreds. The tens place decides because 3 tens is less than 6 tens, so $736 < 763$.

6 All three numbers have 2 thousands, so compare the hundreds and tens next. 2,018 has 0 hundreds and 1 ten, 2,081 has 0 hundreds and 8 tens, and 2,180 has 1 hundred, so this is least to greatest.

7 Use the ones digit to decide even or odd. 5,420 ends in 0, and any whole number ending in 0 is even.



Get Online

Find more at
[ViewMath.com](https://www.viewmath.com)

8 To round to the nearest 10, look at the ones digit. The ones digit is 4, which is less than 5, so 64 rounds down to 60.

9 To round to the nearest 100, look at the tens digit. The tens digit is 3, so 739 is closer to 700 than to 800.

10 Rounding to the nearest 100 uses the tens digit as the clue. Since the tens digit in 583 is 8, round up from 500 to 600 visitors.

Day 29 Area

1 24 square units

2 24 square cm

3 25 square inches

4 C

5 True

6 36 square feet

Explanations

1 Area counts how many unit squares cover the inside of the rectangle. With 4 rows of 6 squares, multiply $4 \times 6 = 24$ square units.

2 For a rectangle, area is length times width because that counts the rows and columns of unit squares. $8 \times 3 = 24$, so the area is 24 square centimeters.

3 A square has all sides the same length, so a side length of 5 inches makes a 5 by 5 array. $5 \times 5 = 25$, and area is labeled in square inches.

4 Area of a rectangle is found by multiplying the two side lengths, not by adding around the outside. For a 7 by 2 rectangle, the correct expression is 7×2 .



Get Online



Find more at
[ViewMath.com](https://www.viewmath.com)



5 Area measures the amount of flat space inside a shape. Because that space is covered by unit squares, the unit must be square units.

6 The garden is a rectangle, so multiply length by width to find the space inside it. $9 \times 4 = 36$, so the area is 36 square feet.



Great job checking your work!

Keep practicing and you'll be a math star!



Get Online




Find more at
[ViewMath.com](https://www.viewmath.com)



Great Job! Keep Learning with ViewMath!


Keep up the great work! Visit viewmath.com/KS-Grade3 for free lessons, quizzes, and more.



All-in-One




Scan Me



Study Guide




Scan Me



Workbook



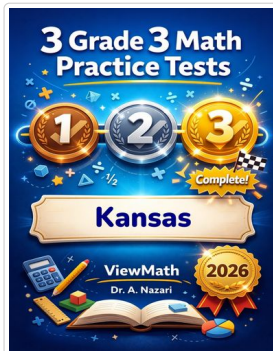
Scan Me



Step-by-Step



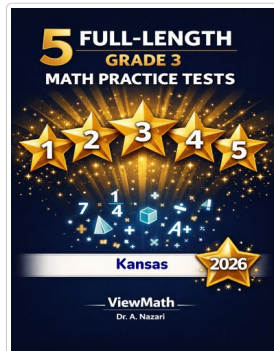
Scan Me



3 Practice Tests




Scan Me



5 Practice Tests



Scan Me



7 Practice Tests




Scan Me



10 Practice Tests




Scan Me



Math in 30 Days




Scan Me



Quizzes




Scan Me



Puzzles



Scan Me



Worksheets



Scan Me



Get Online



Find more at ViewMath.com



THANK YOU

Enjoyed This Preview?

Get the Full Book!

This preview shows just a small sample of what's inside.

The complete book includes:

- ✓ *All chapters and topics*
- ✓ *Hundreds of practice problems*
- ✓ *Complete answer key with explanations*
- ✓ *Colorful visuals and step-by-step examples*
- ✓ *Reference sheets and progress trackers*

 Visit us at [ViewMath.com](https://www.viewmath.com) for free resources and more books!