

# Texas STAAR Grade 3 Math Worksheets

*Printable Practice Pages with Answer Key*

**Dr. A. Nazari**

Copyright © 2026 Dr. A. Nazari

Published by View Math Education

ViewMath.com

All rights reserved. No part of this publication may be reproduced, distributed, or transmitted in any form or by any means, including photocopying, recording, or other electronic or mechanical methods, without the prior written permission of the author, except in the case of brief quotations embodied in critical reviews and certain other noncommercial uses permitted by copyright law, including Section 107 or 108 of the 1976 United States Copyright Act.

The information in this book is distributed on an “as is” basis, without warranty. While every precaution has been taken in the preparation of this work, neither the author nor the publisher shall have any liability to any person or entity with respect to any loss or damage caused or alleged to be caused directly or indirectly by the information contained in this book.












*Copyright © 2026*

# Welcome!

*Fun Math Activities for Every Topic*

*This book is packed with **fun, hands-on math activities** for every topic you'll learn in Grade 3! Each worksheet is a different kind of activity — so you'll never get bored.*

## *What's Inside?*

-  **Speed Drills** — Race the clock!
-  **Color by Answer** — Solve and color!
-  **Matching Activities** — Connect the pairs!
-  **Math Mazes** — Find the right path!
-  **Error Detective** — Spot the mistakes!
-  **Cut & Sort** — Classify and organize!
-  **Real-World Scenarios** — Math in action!
-  **Draw & Solve** — Show your thinking!
-  **Function Machines** — Find the rule!
-  **Explain It** — Write about math!
-  **Circle It** — Pick the right ones!

★ *Each worksheet is **standalone** —  
your teacher can pick any one!* ★

*Perfect for classwork, homework, math centers, and homeschooling.*

Let's get started! 

© 2026 Dr. A. Nazari · ViewMath.com — All Rights Reserved

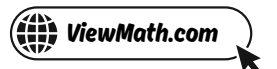
PREVIEW



Get Online



Find more at  
[ViewMath.com/Grade3](https://ViewMath.com/Grade3)






# How to Use This Book

Every worksheet is a different kind of activity — so let's learn how they work!

## What Every Worksheet Has

Each worksheet page has three things at the top:

-  **A Topic Header** — tells you which math skill you're practicing
-  **Your Name & Date** — fill these in before you start
-  **Activity Type Badge** — shows which kind of activity it is

## Activity Types You'll Find:

### Speed Drills

Race the clock! Answer as many problems as you can. Time yourself with a timer.

### Math Mazes

Follow the path where every answer is correct. Find your way from Start to Finish!

### Color by Answer

Solve the math, then color each section with the right color. Reveal the hidden picture!

### Draw & Solve

Draw a picture or diagram to show your thinking, then write your answer.

### Matching Activities

Draw a line to connect each math problem to its answer. Find all the pairs!

### Function Machines

Numbers go in, numbers come out. Figure out the rule the machine is using!

### Error Detective

A problem has a mistake hidden in it. Can you find it and fix it?

### Explain It


Write a sentence or two explaining how you solved the problem. Use math words!

### Real-World Scenarios

Read a real-life story and use math to solve it. Math is everywhere!

### Cut & Sort

Cut out the cards and sort them into the correct groups. Glue them down!

 **Tips for Students**

- Read the directions before you start
- Write your name on every page
- Show your scratch work
- Check your answers when done
- Try the hard ones; it's okay to ask for help!

 **Tips for Parents & Teachers**

- One worksheet = 15–20 minutes
- Let your child try independently first
- Review answers together after
- Pair with the Study Guide for concept review
- Praise creativity, not just right answers!

PREVIEW



Get Online



Find more at  
[ViewMath.com/Grade3](https://www.viewmath.com/Grade3)



# X<sup>1</sup> Math Symbols You Should Know X<sup>1</sup>

You'll see these symbols in your worksheets!

Symbol	Name	What It Means	
+	Plus (Add)	Put numbers together.	$3 + 5 = 8$
-	Minus (Subtract)	Take away from a number.	$9 - 4 = 5$
×	Times (Multiply)	Add equal groups.	$4 \times 3 = 12$
÷	Divide	Split into equal groups.	$12 \div 3 = 4$
=	Equals	Both sides are the same.	$2 + 3 = 5$
>	Greater Than	The left number is bigger.	$7 > 3$
<	Less Than	The left number is smaller.	$2 < 9$
$\frac{1}{2}$	Fraction Bar	Part of a whole. $\frac{1}{2}$ means 1 out of 2 equal parts	

## Key Math Words

- **Sum** — the answer when you add
- **Difference** — the answer when you subtract
- **Product** — the answer when you multiply
- **Quotient** — the answer when you divide
- **Factor** — a number you multiply
- **Digit** — a single number symbol (0–9)
- **Place Value** — what a digit is worth
- **Regroup** — trade 10 ones for 1 ten
- **Estimate** — a smart guess
- **Expanded Form** — showing each digit's value
- **Fraction** — a part of a whole
- **Equivalent** — equal in value
- **Perimeter** — distance around a shape
- **Area** — space inside a shape

 Place Value Chart

<i>Thousands</i>	<i>Hundreds</i>	<i>Tens</i>	<i>Ones</i>
1,000	100	10	1

PREVIEW



Get Online



Find more at  
[ViewMath.com/Grade3](https://www.viewmath.com/Grade3)



# *Contents*



<b>1</b>	<b><i>Number Sense &amp; Place Value</i></b> .....	<b>1</b>
1.1	<i>Place Value: Ones, Tens, Hundreds</i> .....	2
<b>2</b>	<b><i>Multiplication &amp; Division</i></b> .....	<b>8</b>
2.1	<i>Understanding Multiplication</i> .....	9

PREVIEW



Find more at  
[ViewMath.com/Grade3](https://www.viewmath.com/Grade3)



PREVIEW

CHAPTER

1

# Number Sense & Place Value

## ★ What's Inside ★

1.1 Place Value: Ones, Tens, Hundreds .....	2
---	---



## ★ 1.1 Place Value: Ones, Tens, Hundreds ★

### 🎯 Skills You'll Practice

- Identify the ones, tens, and hundreds places
- Know the value of each digit in a 3-digit number
- Write numbers in expanded form and standard form

PREVIEW



Get Online



Find more at  
[ViewMath.com/Grade3](https://www.viewmath.com/Grade3)



WORKSHEET 1

## Place Value Speed Round

Name: \_\_\_\_\_

Date: \_\_\_\_\_

★ Score: \_\_\_\_\_

## Quick Math!

How Fast Can You Go?

 3 minWrite the **value** of the underlined digit.

Number	Value	Number	Value
<u>4</u> 56	_____	7 <u>8</u> 3	_____
2 <u>1</u> 9	_____	<u>6</u> 04	_____
3 <u>5</u> 7	_____	56 <u>3</u>	_____

Find more at  
[ViewMath.com/Grade3](https://www.viewmath.com/Grade3)

## WORKSHEET 2

## Expanded Form Match-Up

Name: \_\_\_\_\_

Date: \_\_\_\_\_

★ Score: \_\_\_\_\_

## Match the Pairs!

Draw a Line to Match!

Draw a line from each number to its **expanded form**. The right side is scrambled!

527

\_\_\_\_\_

 $300 + 40 + 6$ 

346

\_\_\_\_\_

 $400 + 0 + 8$ 

815

\_\_\_\_\_

 $500 + 20 + 7$ 


408


\_\_\_\_\_


 $800 + 10 + 5$ Find more at  
[ViewMath.com/Grade3](https://www.viewmath.com/Grade3) [ViewMath.com](https://www.viewmath.com)


 WORKSHEET 3

## Place Value Mistake Hunt


 Name: \_\_\_\_\_

 Date: \_\_\_\_\_

 Score: \_\_\_\_\_

### Error Detective!

Can You Find the Mistakes?

A student named Max wrote these answers. **Some are wrong!** Find each mistake and write the correct answer:

Max says: "The value of 5 in 534 is 50."

The digit 5 is in the tens place, so its value is 50.

Correct or wrong? \_\_\_\_\_ If wrong, fix it: \_\_\_\_\_

Max says: "The expanded form of 609 is  $600 + 90 + 0$ ."

$$609 = 600 + 90 + 0$$

Correct or wrong? \_\_\_\_\_ If wrong, fix it: \_\_\_\_\_

Max says: " $200 + 50 + 8 = 285$ "

$$200 + 50 + 8 = 285$$

Correct or wrong? \_\_\_\_\_ If wrong, fix it: \_\_\_\_\_



Get Online



Find more at  
[ViewMath.com/Grade3](https://www.viewmath.com/Grade3)




 WORKSHEET 4

# At the School Supply Store

Name: \_\_\_\_\_

Date: \_\_\_\_\_

Score: \_\_\_\_\_

## Real-World Math!

School Supply Shopping!

The school store keeps track of supplies. Here is their inventory:

 Pencils .....	374
 Erasers .....	218
 Crayons .....	506
 Stickers .....	940

What is the value of the digit 3 in the number of **pencils**? \_\_\_\_\_

Write the number of **crayons** in expanded form. \_\_\_\_\_

In the number of **stickers**, what digit is in the tens place? \_\_\_\_\_



Find more at  
[ViewMath.com/Grade3](https://www.viewmath.com/Grade3)



 [ViewMath.com](https://www.viewmath.com)

WORKSHEET 5

## Place Value Journal

Name: \_\_\_\_\_

Date: \_\_\_\_\_

★ Score: \_\_\_\_\_

 Explain Your Thinking!*Tell Me What You Know!**The number is 573. Your friend says, "The 5 is worth 5." Do you agree? Explain.*

---

---

---

---

---

*Look at 482 and 248. They use the same digits. Why are they different numbers?*

---

---

---

---

---

★ *Worksheet Superstar!* 🏆

You finished all the activities!

Find more at  
[ViewMath.com/Grade3](https://www.viewmath.com/Grade3)

CHAPTER

2

# Multiplication & Division

## ★ What's Inside ★

2.1 Understanding Multiplication .....	9
--	---



## ★ 2.1 Understanding Multiplication ★

### 🎯 Skills You'll Practice

- Understand multiplication as counting equal groups
- Write a multiplication sentence from a picture or story
- Connect repeated addition to multiplication

PREVIEW



Get Online



Find more at  
[ViewMath.com/Grade3](https://www.viewmath.com/Grade3)




 WORKSHEET 1

## Equal Groups Match-Up

Name: \_\_\_\_\_

Date: \_\_\_\_\_

★ Score: \_\_\_\_\_

### Match the Pairs!

Draw a Line to Match!

Match each **picture description** to the correct **multiplication sentence**. The right side is scrambled!

 3 bags with 5 apples each
   
 \_\_\_\_\_

$4 \times 6 = 24$

 4 rows of 6 chairs
   
 \_\_\_\_\_

$2 \times 7 = 14$

 2 boxes with 7 crayons each
   
 \_\_\_\_\_

$5 \times 3 = 15$

 5 plates with 3 cookies each
   
 \_\_\_\_\_

$6 \times 2 = 12$

 6 nests with 2 eggs each
   
 \_\_\_\_\_

$3 \times 5 = 15$



Get Online


 Find more at  
[ViewMath.com/Grade3](http://ViewMath.com/Grade3)


 ViewMath.com
 

## WORKSHEET 2

## Multiply or Add?

Name: \_\_\_\_\_

Date: \_\_\_\_\_

★ Score: \_\_\_\_\_

## ✂ Cut &amp; Sort!

Sort These Stories!

Read each word problem. Does it need **multiplication** or **addition**? Cut out the cards and sort them!

Leo has 4 bags with 3 marbles in each bag. How many marbles?

Mia picked 5 roses and then picked 3 more. How many roses?

There are 6 tables. Each table seats 4 people. How many seats?

Sam ate 7 grapes in the morning and 8 after lunch. How many grapes total?

A garden has 3 rows with 5 flowers in each row. How many flowers?

Zara read 9 pages on Monday and 6 pages on Tuesday. How many pages total?

Find more at  
[ViewMath.com/Grade3](https://www.viewmath.com/Grade3)

*Multiplication (Equal Groups)*

*Addition (Combining)*

---

---


PREVIEW



Get Online



Find more at  
[ViewMath.com/Grade3](https://www.viewmath.com/Grade3)



## WORKSHEET 3

## Draw the Groups

Name: \_\_\_\_\_

Date: \_\_\_\_\_

★ Score: \_\_\_\_\_

## Draw &amp; Solve!

*Draw It Out!*


1. Draw 3 groups of 4 stars. Then write the multiplication sentence.



*Draw here*

Multiplication sentence: \_\_\_\_\_


2. Draw an **array** with 2 rows and 6 columns of dots. Write the multiplication sentence.



*Draw here*

Multiplication sentence: \_\_\_\_\_

3. Marcus has 5 fish tanks. Each tank has 3 fish. Draw the tanks and fish, then find the total.



*Draw here*



Find more at  
[ViewMath.com/Grade3](https://www.viewmath.com/Grade3)



Total fish: \_\_\_\_\_

PREVIEW



Get Online



Find more at  
[ViewMath.com/Grade3](https://www.viewmath.com/Grade3)



## WORKSHEET 4

## Multiplication Mistake Hunt

Name: \_\_\_\_\_

Date: \_\_\_\_\_

★ Score: \_\_\_\_\_

## 🔍 Error Detective! ★

*Can You Find the Mistakes?*

A student named Zara wrote these answers. **Some are wrong!** Find each mistake and write the correct answer.

Zara says: "4 groups of 3 is  $4 + 3 = 7$ ."

$$4 \text{ groups of } 3 = 4 + 3 = 7$$

Correct or wrong? \_\_\_\_\_ If wrong, fix it: \_\_\_\_\_

Zara says: " $5 \times 2$  means 5 groups of 2, which is 10."

$$5 \times 2 = 5 + 5 = 10$$

Correct or wrong? \_\_\_\_\_ If wrong, fix it: \_\_\_\_\_

Zara says: " $3 \times 6$  means  $3 + 3 + 3 + 3 + 3 + 3 = 18$ ."

$$3 \times 6 = 3 + 3 + 3 + 3 + 3 + 3 = 18$$

Correct or wrong? \_\_\_\_\_ If wrong, fix it: \_\_\_\_\_





Get Online




Find more at  
[ViewMath.com/Grade3](https://www.viewmath.com/Grade3)




 WORKSHEET 5  
**Snack Time!**
 **Name:** \_\_\_\_\_





 **Date:** \_\_\_\_\_

 **Score:** \_\_\_\_\_

 **Real-World Math!**

*Setting Up the Snack Table!*

*Ms. Lee is setting up snacks for her class:*

 Juice boxes per tray .....	6
 Number of trays .....	4
 Cookies per plate .....	5
 Number of plates .....	3

*How many juice boxes are there in all? Write the multiplication sentence.*

\_\_\_\_\_

*How many cookies are there in all? Write the multiplication sentence.*

\_\_\_\_\_

*Are there more juice boxes or cookies? How many more? \_\_\_\_\_*

 **Worksheet Superstar!** 

You finished all the activities!



Find more at  
[ViewMath.com/Grade3](https://www.viewmath.com/Grade3)



 **ViewMath.com**



THANK YOU

## Enjoyed This Preview?

### Get the Full Book!

*This preview shows just a small sample of what's inside.*

*The complete book includes:*

- ✓ *All chapters and topics*
- ✓ *Hundreds of practice problems*
- ✓ *Complete answer key with explanations*
- ✓ *Colorful visuals and step-by-step examples*
- ✓ *Reference sheets and progress trackers*

 Visit us at [ViewMath.com](https://www.viewmath.com) for free resources and more books!