

New Mexico NM-MSSA Grade 4 Math

Summer Review

8-Week Core Review with Practice & Quizzes

Dr. A. Nazari

Copyright © 2026 Dr. A. Nazari

Published by View Math Education

ViewMath.com

All rights reserved. No part of this publication may be reproduced, distributed, or transmitted in any form or by any means, including photocopying, recording, or other electronic or mechanical methods, without the prior written permission of the author, except in the case of brief quotations embodied in critical reviews and certain other noncommercial uses permitted by copyright law, including Section 107 or 108 of the 1976 United States Copyright Act.

The information in this book is distributed on an “as is” basis, without warranty. While every precaution has been taken in the preparation of this work, neither the author nor the publisher shall have any liability to any person or entity with respect to any loss or damage caused or alleged to be caused directly or indirectly by the information contained in this book.

Copyright © 2026

Welcome to Summer Math Review!

This 8-week plan reviews the Grade 4 math students already learned this year.

What this book does

-  *Reviews core Grade 4 topics a little at a time.*
-  *Helps students avoid forgetting important skills over summer.*
-  *Gives 6 focused problems on each lesson day.*
-  *Ends each week with a 10-question Friday quiz.*
-  *Uses answer explanations to show the thinking.*

Review Grade 4 skills now, so Grade 5 starts with a stronger foundation.

Your 8-Week Summer Review Plan

Use this book four days a week, then take the quiz on Friday.

Weekly Schedule

Week	Monday	Tuesday	Wednesday	Thursday	Friday
1	Day 1	Day 2	Day 3	Day 4	Quiz 1
2	Day 5	Day 6	Day 7	Day 8	Quiz 2
3	Day 9	Day 10	Day 11	Day 12	Quiz 3
4	Day 13	Day 14	Day 15	Day 16	Quiz 4
5	Day 17	Day 18	Day 19	Day 20	Quiz 5
6	Day 21	Day 22	Day 23	Day 24	Quiz 6
7	Day 25	Day 26	Day 27	Day 28	Quiz 7
8	Day 29	Day 30	Mixed Review	Final Review	Final Quiz

For students

Read the Lesson Review first. Try all 6 problems before checking answers. If you miss one, read the explanation and fix your work.

For parents and teachers

The daily pages are meant to be short and steady. They review Grade 4 skills so students do not forget core topics over summer and are more prepared for Grade 5. If a student struggles, use the answer explanation as the teaching step, then have the student correct the problem.

Goal

By the end of 8 weeks, students will have completed 192 daily practice problems and 80 quiz questions, with review across the full Grade 4 math year.

Summer Progress Tracker

Check off each day as you review Grade 4 skills for Grade 5.

Week	Mon	Tue	Wed	Thu	Fri Quiz
1	<input type="checkbox"/>	<input type="checkbox"/>	<input type="checkbox"/>	<input type="checkbox"/>	<input type="checkbox"/>
2	<input type="checkbox"/>	<input type="checkbox"/>	<input type="checkbox"/>	<input type="checkbox"/>	<input type="checkbox"/>
3	<input type="checkbox"/>	<input type="checkbox"/>	<input type="checkbox"/>	<input type="checkbox"/>	<input type="checkbox"/>
4	<input type="checkbox"/>	<input type="checkbox"/>	<input type="checkbox"/>	<input type="checkbox"/>	<input type="checkbox"/>
5	<input type="checkbox"/>	<input type="checkbox"/>	<input type="checkbox"/>	<input type="checkbox"/>	<input type="checkbox"/>
6	<input type="checkbox"/>	<input type="checkbox"/>	<input type="checkbox"/>	<input type="checkbox"/>	<input type="checkbox"/>
7	<input type="checkbox"/>	<input type="checkbox"/>	<input type="checkbox"/>	<input type="checkbox"/>	<input type="checkbox"/>
8	<input type="checkbox"/>	<input type="checkbox"/>	<input type="checkbox"/>	<input type="checkbox"/>	<input type="checkbox"/>

Small practice adds up.

Four short days and one quiz each week help keep important Grade 4 math from fading over summer.

WEEK

1

Multiplication, Word Problems, and Factors

 *This Week's Days* 

Day 1: Multiplication as a Comparison

Day 4: Factors, Multiples, and Primes

Week 1 Quiz: Operations and Number Relationships Check



Day 1 Multiplication as a Comparison

A multiplicative comparison tells how many times as large one amount is as another amount.

- “35 is 5 times as many as 7” means $5 \times 7 = 35$.
- In the pattern **large amount = number of groups \times small amount**, the words “times as many” point to multiplication.
- If you know the smaller amount and the comparison, multiply.
- If you know the larger amount and the comparison, divide to find the smaller amount.
- “Times as many” means multiply; “more than” means add or subtract.



Practice

1. 6 times as many as 9 is _____.
2. 48 is 6 times as many as _____.
3. Write an equation: 72 is 8 times as many as 9. _____
4. Liam has 7 trading cards. Ava has 5 times as many trading cards as Liam. How many cards does Ava have?
5. A small bottle holds 12 ounces. A pitcher holds 4 times as much. Write and solve an equation for the pitcher.
6. Write a comparison sentence for $9 \times 8 = 72$. _____



Get Online



Find more at
[ViewMath.com](https://www.viewmath.com)



Day 4 Factors, Multiples, and Primes

Factors, multiples, primes, and composites describe how whole numbers are built.

- A **factor** divides a number with no remainder. Factor pairs multiply to make the number.
- To list factors, test 1, 2, 3, and so on. Stop when the pairs repeat.
- A **multiple** is the result of skip-counting by a number.
- A **prime number** has exactly two factors: 1 and itself.
- A **composite number** has more than two factors.
- The number 1 is neither prime nor composite.



Practice

1. List all factors of 24. _____
2. Find all factor pairs of 28. _____
3. Is 7 a factor of 56? Explain with a multiplication fact.
4. List the first five multiples of 9. _____
5. Is 31 prime or composite? _____
6. I am greater than 20 and less than 30. I am a multiple of both 4 and 6. What number am I?



Get Online



Find more at
[ViewMath.com](https://www.viewmath.com)



WEEK

8

*Geometry, Symmetry,
and Final Grade 4 Review*

 *This Week's Days* 

Day 29: Classify Shapes



Day 29 Classify Shapes

Classify shapes by attributes and shape families.

- A polygon is closed and made only of straight sides.
- Triangles have 3 sides; quadrilaterals have 4.
- Pentagon = 5, hexagon = 6, octagon = 8, decagon = 10 sides.
- Triangles can be acute, right, or obtuse.
- A square is also a rectangle, rhombus, parallelogram, and quadrilateral.



Practice

1. How many sides does a hexagon have? _____
2. A shape has 4 equal sides and 4 right angles. What is it?
3. True or false: Every rectangle is a parallelogram. True False
4. True or false: Every parallelogram is a rectangle. True False
5. A triangle has angles 35° , 60° , and 85° . What type of triangle is it?
6. A quadrilateral has 2 pairs of parallel sides and all sides equal, but no right angles. What is it?



Get Online



Find more at
[ViewMath.com](https://www.viewmath.com)



★ *Check Your Answers!* ★

Try each problem first, then look here to check your work.

It's OK to make mistakes — that's how we learn ★



Week 1 Day 1: Multiplication as a Comparison

Answer Key

1 54

2 8

3 $8 \times 9 = 72$

4 35 cards

5 $4 \times 12 = 48$; 48 ounces

6 72 is 9 times as many as 8.

Explanations

1 The words “times as many” tell you to multiply the comparison number by the smaller amount. Compute $6 \times 9 = 54$, so 54 is 6 times as many as 9.

2 Here the larger amount is known, so use division to find the smaller amount. Since $48 \div 6 = 8$, 48 is 6 times as many as 8.

3 The comparison number is 8 and the smaller amount is 9. Multiplying them gives the larger amount, so the equation is $8 \times 9 = 72$.

4 Ava’s amount is compared to Liam’s amount with “5 times as many,” so multiply. $5 \times 7 = 35$, which means Ava has 35 trading cards.

5 The pitcher is the larger amount because it holds 4 times as much as the bottle. Multiply 4×12 to get 48 ounces.

6 A multiplication equation can be read as a comparison by making the product the larger amount. Since $9 \times 8 = 72$, one correct sentence is “72 is 9 times as many as 8.”

Week 1 Day 4: Factors, Multiples, and Primes

Answer Key



Get Online

Find more at
ViewMath.com

1 1, 2, 3, 4, 6, 8, 12, 24

2 (1, 28), (2, 14), (4, 7)

3 Yes; $7 \times 8 = 56$.

4 9, 18, 27, 36, 45

5 Prime

6 24

💡 Explanations

1 Factor pairs for 24 are 1×24 , 2×12 , 3×8 , and 4×6 . Listing every number in those pairs gives all the factors of 24.

2 A factor pair multiplies to the target number. The products 1×28 , 2×14 , and 4×7 make 28, and then the pairs begin to repeat.

3 A number is a factor if it divides the target evenly. Since $7 \times 8 = 56$, 7 is one factor of 56.

4 Multiples of 9 come from skip-counting by 9 or multiplying 9 by whole numbers. 9×1 through 9×5 gives 9, 18, 27, 36, 45.

5 A prime number has exactly two factors, 1 and itself. The number 31 is not divisible evenly by 2, 3, 4, or 5, so its only factors are 1 and 31.

6 A number that is a multiple of both 4 and 6 must appear in both skip-counting lists. Between 20 and 30, 24 is in both lists because $4 \times 6 = 24$ and $6 \times 4 = 24$.

📅 Week 1 Quiz: Operations and Number Relationships Check**✔ Answer Key**

1 A

2 54

3 9 feet

4 28 more points

5 37 students

6 78 seats

7 (1, 36), (2, 18), (3, 12), (4, 9), (6, 6)

8 A

9 True

10 63 flowers



Get Online

Find more at
ViewMath.com

 **Explanations**

- 1 The words "7 times as many as 8" mean 7 groups of 8. Multiplying 7×8 gives 56, so choice A matches the sentence.
- 2 A "times as many" comparison uses multiplication when the smaller amount is known. This means 9 equal groups of 6, and $9 \times 6 = 54$.
- 3 The rope is the larger amount and is 8 times the cord length. Divide $72 \div 8 = 9$, so the cord is 9 feet long.
- 4 First find Lena's points: $3 \times 14 = 42$. The question asks how many more, so subtract $42 - 14 = 28$.
- 5 First multiply to count the students at tables: $5 \times 6 = 30$. Then add the 7 students on the carpet, so $30 + 7 = 37$.
- 6 First find the total number of seats: $5 \times 18 = 90$. Subtract the empty seats, $90 - 12 = 78$, so 78 seats are filled.
- 7 Factor pairs multiply to make 36. Testing numbers in order gives 1×36 , 2×18 , 3×12 , 4×9 , and 6×6 before the pairs repeat.
- 8 A prime number has exactly two factors. The number 29 is not divisible evenly by 2, 3, 4, or 5, so its only factors are 1 and 29.
- 9 Multiples of 7 come from skip-counting by 7. The first four nonzero multiples are 7×1 , 7×2 , 7×3 , and 7×4 , which are 7, 14, 21, 28.
- 10 Find each group of rows first: $6 \times 8 = 48$ flowers and $3 \times 5 = 15$ flowers. Add the two parts,



Get Online

Find more at
[ViewMath.com](https://www.viewmath.com)

$48 + 15 = 63$, so 63 flowers are planted.

Week 8 Day 29: Classify Shapes

Answer Key

1 6 sides

2 Square

3 True

4 False

5 Acute triangle

6 Rhombus

Explanations

1 Polygon names tell the number of straight sides. The prefix hex- means 6, so a hexagon has 6 sides.

2 A square has all sides equal and all angles right. It is the special quadrilateral that is both a rectangle and a rhombus.

3 A parallelogram has two pairs of parallel sides. Rectangles have two pairs of parallel sides, so every rectangle is a parallelogram.

4 A rectangle must have four right angles. A parallelogram can have slanted angles, so not every parallelogram is a rectangle.

5 A triangle is acute when all three angles are less than 90° . Since 35° , 60° , and 85° are all less than 90° , it is acute.

6 A rhombus has four equal sides. It does not need right angles, so this shape is a rhombus rather than a square.



Great job checking your work!



Get Online



Find more at
[ViewMath.com](https://www.viewmath.com)



Keep practicing and you'll be a math star!

PREVIEW



Get Online




Find more at
[ViewMath.com](https://www.viewmath.com)



Great Job! Keep Learning with ViewMath!


Keep up the great work! Visit viewmath.com/NM-Grade4 for free lessons, quizzes, and more.



Study Guide



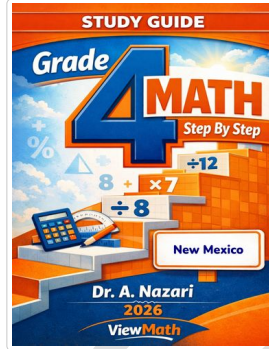
Scan Me



Workbook




Scan Me



Step-by-Step




Scan Me



3 Practice Tests



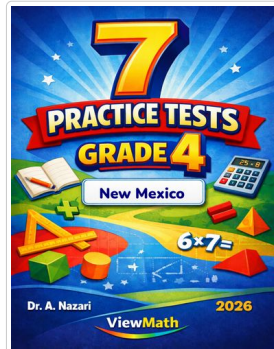
Scan Me



5 Practice Tests




Scan Me



7 Practice Tests



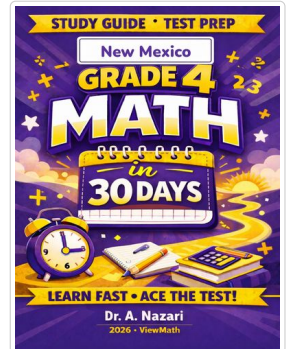
Scan Me



10 Practice Tests



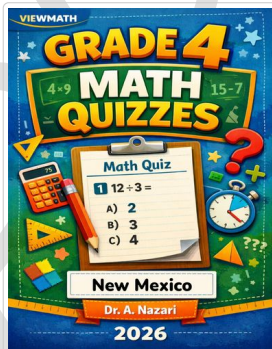
Scan Me



Math in 30 Days



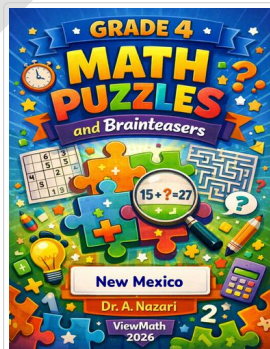
Scan Me



Quizzes




Scan Me



Puzzles



Scan Me



Worksheets



Scan Me



Get Online



Find more at ViewMath.com



THANK YOU

Enjoyed This Preview?

Get the Full Book!

This preview shows just a small sample of what's inside.

The complete book includes:

- ✓ *All chapters and topics*
- ✓ *Hundreds of practice problems*
- ✓ *Complete answer key with explanations*
- ✓ *Colorful visuals and step-by-step examples*
- ✓ *Reference sheets and progress trackers*

 Visit us at [ViewMath.com](https://www.viewmath.com) for free resources and more books!