

Texas STAAR Grade 5 Math in 30 Days

Day by Day Study Plan for Test Prep

Dr. A. Nazari

Copyright © 2026 Dr. A. Nazari

Published by View Math Education

ViewMath.com

All rights reserved. No part of this publication may be reproduced, distributed, or transmitted in any form or by any means, including photocopying, recording, or other electronic or mechanical methods, without the prior written permission of the author, except in the case of brief quotations embodied in critical reviews and certain other noncommercial uses permitted by copyright law, including Section 107 or 108 of the 1976 United States Copyright Act.

The information in this book is distributed on an “as is” basis, without warranty. While every precaution has been taken in the preparation of this work, neither the author nor the publisher shall have any liability to any person or entity with respect to any loss or damage caused or alleged to be caused directly or indirectly by the information contained in this book.

Copyright © 2026

★ Welcome, Math Superstar! ★

You're about to go on an amazing 30-day math adventure!

📖 *How This Book Works* 📖

- 📅 *One lesson each day — just 25–35 minutes!*
- 📖 *Learn the key concept at the start of each day*
- ✎ *Practice problems help you master each topic*
- 🏆 *Daily challenges push you to think harder*
- ✅ *Check off each day when you're done!*
- 📅 *All 30 days are learning days — no wasted time!*

Tips for Success

- ✓ *Study at the same time each day*
- ✓ *Find a quiet place to work*
- ✓ *Have pencils and scratch paper ready*
- ✓ *Don't skip days — even 10 minutes helps!*
- ✓ *Ask a grown-up if you get stuck*

★ *Let's do this!* ★



PREVIEW



Get Online



Find more at
[ViewMath.com/Grade5](https://www.viewmath.com/Grade5)



WEEK

1

Place Value, Decimals & Operations

This Week's Days

1.1 Place Value and Powers of Ten	1
Day 1: Place Value and Powers of Ten	3
1.2 Divide Decimals	6
Day 9: Divide Decimals	8



★ 1.1 Place Value and Powers of Ten ★

PREVIEW



Get Online



Find more at
[ViewMath.com/Grade5](https://www.viewmath.com/Grade5)





DAY

1

Place Value and Powers of Ten

📖 Today You Will Learn 📖

- ✓ Understand each digit's value based on its position
- ✓ Multiply and divide by powers of 10

📊 Your Progress: Day 1 of 30



★ Let's make today count! ★



Place Value Relationships **Key Concept**

Every Place Is $10\times$ the One to Its Right In our number system, each **place** is 10 times the value of the place to its right — and $\frac{1}{10}$ the value of the place to its left.

<i>Hundreds</i>	<i>Tens</i>	<i>Ones</i>	<i>.</i>	<i>Tenths</i>	<i>Hundredths</i>	<i>Thousandths</i>
100	10	1		0.1	0.01	0.001

For example, in 4,555: the 5 in the hundreds place is worth 500, the 5 in the tens place is worth 50, and 500 is 10 times 50.

Powers of Ten **Key Concept**

Multiplying and Dividing by 10, 100, 1,000 When you **multiply** by a power of 10, the decimal point moves **right**. When you **divide**, it moves **left**.

- $3.7 \times 10 = 37$ (point moves 1 place right)
- $3.7 \times 100 = 370$ (point moves 2 places right)
- $460 \div 10 = 46$ (point moves 1 place left)

Exponent notation: $10^1 = 10$, $10^2 = 100$, $10^3 = 1,000$. The exponent tells you how many zeros.



Get Online

Find more at
[ViewMath.com/Grade5](https://www.viewmath.com/Grade5)**ViewMath.com**

 **Powers of Ten in Action**

Find 2.45×10^3 .

Solution:

$10^3 = 1,000$. Move the decimal point 3 places to the right:

$$2.45 \rightarrow 24.5 \rightarrow 245 \rightarrow 2,450$$

 **Answer:** $2.45 \times 10^3 = 2,450$



“ Think of powers of 10 as a decimal-point slide — right to grow, left to shrink! ”

 **Practice Time!****Place Value**

1. In 6,352, how many times greater is the 3 in the hundreds place than the 5 in the tens place?

2. In 0.777, the 7 in the tenths place is _____ times the value of the 7 in the hundredths place.
3. What is the value of the digit 4 in 34,891? _____
4. The 2 in 0.025 is in the _____ place.

Powers of Ten

5. $5.6 \times 10 =$ _____



Get Online




Find more at
[ViewMath.com/Grade5](https://www.viewmath.com/Grade5)



6. $0.09 \times 100 =$ _____

7. $7,200 \div 10^2 =$ _____

8. $3.14 \times 10^3 =$ _____

 **Daily Challenge!**9. A grain of sand weighs about 0.004 grams. How much do 10,000 grains weigh? _____  **Key Takeaway:** Every place is $10\times$ the one to its right — and powers of 10 slide the decimal point! **Day Complete! Great Job!**  I understand today's lesson I finished the practice

Get Online

Find more at
[ViewMath.com/Grade5](https://www.viewmath.com/Grade5)

★ 1.2 Divide Decimals ★


PREVIEW



Get Online



Find more at
[ViewMath.com/Grade5](https://www.viewmath.com/Grade5)





DAY

9

Divide Decimals

Today You Will Learn

- ✓ *Divide a decimal by a whole number*
- ✓ *Divide by a decimal (make the divisor whole)*

 Your Progress: Day 9 of 30

10%

★ *Let's make today count!* ★



Divide a Decimal by a Whole Number

Key Concept

Keep the Decimal Point Lined Up Divide just like whole numbers, but place the **decimal point in the quotient** directly above the decimal point in the dividend.

Example: $8.4 \div 3$

$$\begin{array}{r} 2.8 \\ 3 \overline{) 8.4} \end{array}$$

3 goes into 8 twice (6), subtract to get 2. Bring down 4 to get 24. 3 goes into 24 eight times. Answer: **2.8**.

Divide by a Decimal

Key Concept

Make the Divisor a Whole Number When dividing by a decimal, multiply **both** the divisor and the dividend by the same power of 10 to make the divisor a whole number.

Example: $3.6 \div 0.4$

Multiply both by 10: $36 \div 4 = 9$. ✓

Example: $7.56 \div 0.12$

Multiply both by 100: $756 \div 12 = 63$. ✓



Get Online



Find more at
[ViewMath.com/Grade5](https://www.viewmath.com/Grade5)



Dividing by a Decimal

Find $4.32 \div 0.6$.

Solution:

Make the divisor whole — multiply both by 10:

$$43.2 \div 6$$

6 goes into 43 seven times (42), remainder 1. Bring down 2: $12 \div 6 = 2$.

 **Answer:** $4.32 \div 0.6 = 7.2$



“ Slide the decimal to chase the divisor’s point away — then divide normally! ”

Practice Time!

Divide a Decimal by a Whole Number

1. $9.6 \div 4 =$ _____
2. $15.75 \div 5 =$ _____
3. $0.84 \div 7 =$ _____
4. $22.5 \div 9 =$ _____

Divide by a Decimal

5. $4.8 \div 0.6 =$ _____
6. $7.2 \div 0.09 =$ _____



Find more at
[ViewMath.com/Grade5](https://www.viewmath.com/Grade5)



7. $12.5 \div 0.5 = \underline{\hspace{2cm}}$

8. $3.48 \div 0.12 = \underline{\hspace{2cm}}$

 **Daily Challenge!**

9. A rope is 18.9 meters long. It is cut into pieces that are each 0.7 meters. How many pieces are there?

 **Key Takeaway:** To divide by a decimal, multiply both numbers by a power of 10 to make the divisor whole!

 **Day Complete! Great Job!** 

I understand today's lesson I finished the practice



Get Online

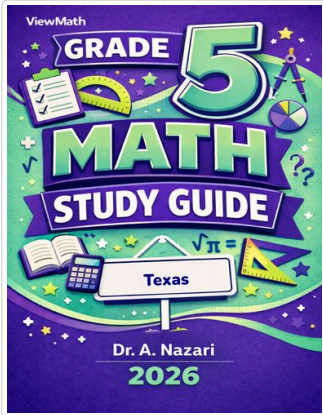


Find more at
[ViewMath.com/Grade5](https://www.viewmath.com/Grade5)



 **Great Job! Keep Learning with ViewMath!**


Keep up the great work! Visit viewmath.com/TX-Grade5 for free lessons, quizzes, and more.



Study Guide



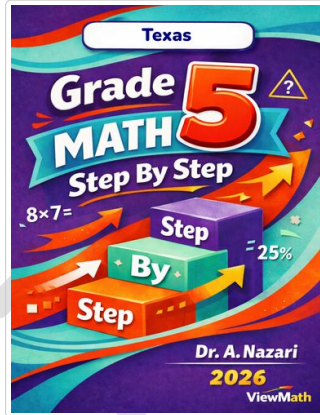
Scan Me



Workbook




Scan Me



Step-by-Step



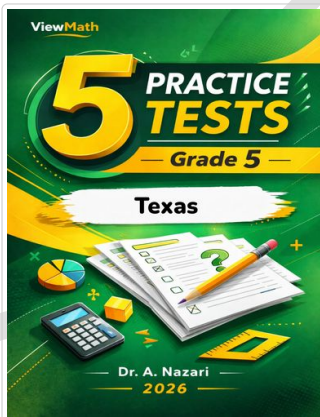
Scan Me



3 Practice Tests




Scan Me



5 Practice Tests



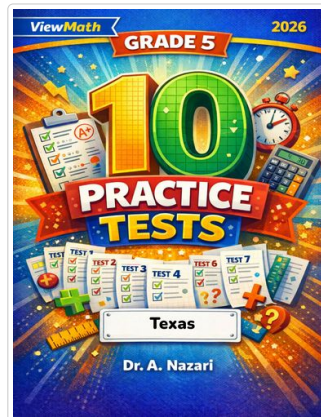
Scan Me



7 Practice Tests



Scan Me



10 Practice Tests



Scan Me



Get Online



Find more at ViewMath.com/Grade5



THANK YOU

Enjoyed This Preview?

Get the Full Book!

This preview shows just a small sample of what's inside.

The complete book includes:

- ✓ *All chapters and topics*
- ✓ *Hundreds of practice problems*
- ✓ *Complete answer key with explanations*
- ✓ *Colorful visuals and step-by-step examples*
- ✓ *Reference sheets and progress trackers*

Available on Amazon and Teachers Pay Teachers

🌐 Visit us at [ViewMath.com](https://www.viewmath.com) for free resources and more books!