

# Massachusetts MCAS Grade 5 Math Quizzes

*Quick Topic Assessments with Answer Key*

**Dr. A. Nazari**

Copyright © 2026 Dr. A. Nazari

Published by View Math Education

ViewMath.com

All rights reserved. No part of this publication may be reproduced, distributed, or transmitted in any form or by any means, including photocopying, recording, or other electronic or mechanical methods, without the prior written permission of the author, except in the case of brief quotations embodied in critical reviews and certain other noncommercial uses permitted by copyright law, including Section 107 or 108 of the 1976 United States Copyright Act.

The information in this book is distributed on an “as is” basis, without warranty. While every precaution has been taken in the preparation of this work, neither the author nor the publisher shall have any liability to any person or entity with respect to any loss or damage caused or alleged to be caused directly or indirectly by the information contained in this book.

*Copyright © 2026*

QUIZ TIME!

# Grade 5 Math Quizzes!

★ Welcome, Math Star! ★

This book is full of **quick math quizzes** to help you practice what you've learned!

Each quiz takes about **15 minutes** and covers one math topic. There are regular questions and a special **Bonus Challenge** at the end.

- ✓ Write your **name** and **date** at the top
- ✓ Read each question **carefully**
- ✓ Show your **work** when you can
- ✓ Try the **Bonus Challenge** — it's extra credit!
- ✓ Check your answers in the **Answer Key**

★ Show What You Know! ★

Every quiz is a chance to shine. You've got this!



CHAPTER

1

# Place Value & Decimals

## ★ What's Inside ★

Quiz 1: Place Value Relationships ..... 2



## CHAPTER 1


## Quiz 1

## Place Value Relationships

Name: \_\_\_\_\_

Date: \_\_\_\_\_

★ Score: \_\_\_\_ / 8

 **Instructions:** Read each question carefully. Show your work when needed. You have about 15 minutes.

- 1 Look at the place value chart. What is the value of the digit 7 in 37,052?

Ten Th.	Th.	H	T	O
3	7	0	5	2

Value of the 7: \_\_\_\_\_

- 2 In the number 4,455, there are two 4s and two 5s. How many times greater is the value of the 4 in the **thousands** place than the 4 in the **hundreds** place?

 2

 10

 100

 1,000

- 3 True or False: In the number 66.6, the 6 in the tenths place is worth  $\frac{1}{10}$  the value of the 6 in the ones place.

 True

 False

- 4 The number 5.555 has the digit 5 in every place. **Match** each 5 to its value.



Find more at  
[ViewMath.com/Grade5](http://ViewMath.com/Grade5)



 [ViewMath.com](http://ViewMath.com)



- 5 in the ones place
  - 5 in the tenths place
  - 5 in the hundredths place
  - 5 in the thousandths place
- 0.005
  - 5
  - 0.5
  - 0.05

- 5 Complete the sentence about the number 2,288.4:

The 2 in the **thousands** place is \_\_\_\_\_ times greater than the 2 in the **hundreds** place.

Answer: \_\_\_\_\_

- 6 What is the value of the digit 6 in 12.368?

- A. 6
- B. 0.6
- C. 0.06
- D. 0.006

- 7 Write  $>$ ,  $<$ , or  $=$  in the circle.

Compare the value of the 9 in these two numbers:

9 in 903



9 in 0.9



### ★ Bonus Challenge ★

This is extra credit! It's okay if this one is tricky — give it your best try!

8 I am a decimal number with a ones digit, a tenths digit, a hundredths digit, and a thousandths digit. Use these clues to find me:

💡 **Clue 1:** My ones digit is 4.

💡 **Clue 2:** My tenths digit is half my ones digit.

💡 **Clue 3:** My hundredths digit is 3 more than my tenths digit.

💡 **Clue 4:** My thousandths digit is double my tenths digit.

I am the number: \_\_\_\_\_

★ How did you do? ★

😊 I got \_\_\_\_\_ out of \_\_\_\_\_ right!



Find more at  
[ViewMath.com/Grade5](https://www.viewmath.com/Grade5)



CHAPTER

2

# Operations with Decimals

## ★ What's Inside ★

Quiz 2: Add Decimals .....	6
----------------------------	---




 CHAPTER 3

# Quiz 2


## Add Decimals



Name: \_\_\_\_\_

Date: \_\_\_\_\_

Score: \_\_\_\_\_ / 8

 **Instructions:** Read each question carefully. Show your work when needed. You have about **15 minutes**.

- 1 Look at the addition problem below. What is the sum?

$$\begin{array}{r} 3 \cdot 4 \ 5 \\ + 2 \cdot 3 \ 8 \\ \hline \end{array}$$

A. 5.73

B. 5.83

C. 6.83

D. 5.93

- 2 Write  $>$ ,  $<$ , or  $=$  in the circle.

$2.7 + 1.8$



$3.6 + 0.7$

- 3 True or False: The addition below is set up **correctly**.

$$\begin{array}{r} 6 \cdot 5 \\ + 0 \cdot 2 \ 3 \\ \hline \end{array}$$

 True

 False

- 4 Complete the addition table.



Find more at

[ViewMath.com/Grade5](https://www.viewmath.com/Grade5)


+	0.2	0.5	0.9
1.3	_____	_____	_____
4.6	_____	_____	_____

- 5 Use the number line to find  $1.4 + 0.8$ .



$1.4 + 0.8$ : \_\_\_\_\_

- 6 Maya buys a pencil for \$0.85 and an eraser for \$0.45. How much does she spend in all?

$$\text{Pencil } \$0.85 + \text{Eraser } \$0.45 = ?$$

Total: \_\_\_\_\_

- 7 Match each addition problem to its correct answer.

- |                 |        |
|-----------------|--------|
| • $0.6 + 0.7$   | • 1.00 |
| • $0.25 + 0.75$ | • 1.30 |
| • $0.45 + 0.85$ | • 1.30 |



Get Online



Find more at  
[ViewMath.com/Grade5](http://ViewMath.com/Grade5)



### ★ Bonus Challenge ★

This is extra credit! It's okay if this one is tricky — give it your best try!

8 Three items at a store cost \$12.50 in total. Two of the items cost \$4.75 and \$3.25. How much does the third item cost?

 **Hint:** First add the two prices you know. Then think about what's left!

 Show your work

Third item costs: \_\_\_\_\_

★ How did you do? ★

 I got \_\_\_\_\_ out of \_\_\_\_\_ right!



Find more at  
[ViewMath.com/Grade5](https://www.viewmath.com/Grade5)



# *Answer Key & Explanations*



## ★ Check Your Answers! ★

First try each quiz on your own, then look here to check.  
Read the explanations to learn from any mistakes ★

### Chapter 1

#### Quiz 1: Place Value Relationships

1 7,000

2 10

3 True

4 ones = 5, tenths = 0.5, hundredths = 0.05, thousandths = 0.005

5 10

6 C (0.06)

7 &gt;

8 4.254

#### 💡 Explanations

1 The digit 7 is in the thousands place, so its value is  $7 \times 1,000 = 7,000$ .

2 The 4 in the thousands place has a value of 4,000. The 4 in the hundreds place has a value of 400.  $4,000 \div 400 = 10$ , so it is 10 times greater.

3 The 6 in the ones place has a value of 6. The 6 in the tenths place has a value of 0.6. Since  $0.6 = 6 \times \frac{1}{10}$ , the tenths digit is  $\frac{1}{10}$  the value of the ones digit. Each place to the right is  $\frac{1}{10}$  of the place to its left.



Get Online



Find more at  
[ViewMath.com/Grade5](https://www.viewmath.com/Grade5)



4 ones: 5; tenths:  $5 \times \frac{1}{10} = 0.5$ ; hundredths:  $5 \times \frac{1}{100} = 0.05$ ; thousandths:  $5 \times \frac{1}{1,000} = 0.005$ . Each place to the right is  $\frac{1}{10}$  of the one before it.

5 Thousands place value: 2,000. Hundreds place value: 200.  $2,000 \div 200 = 10$ . The digit one place to the left is always 10 times greater.

6 In 12.368: the 3 is in the tenths place, the 6 is in the hundredths place, and the 8 is in the thousandths place. Hundredths means  $6 \times \frac{1}{100} = 0.06$ .

7 In 903, the 9 is in the hundreds place, so its value is 900. In 0.9, the 9 is in the tenths place, so its value is 0.9. Since  $900 > 0.9$ , the left side is greater.

8 Clue 1: ones = 4. Clue 2: tenths =  $4 \div 2 = 2$ . Clue 3: hundredths =  $2 + 3 = 5$ . Clue 4: thousandths =  $2 \times 2 = 4$ . The number is 4.254.

## Chapter 2

### Quiz 2: Add Decimals

1 B (5.83)

2 >

3 False

4 Row 1: 1.5, 1.8, 2.2. Row 2: 4.8, 5.1, 5.5.

5 2.2

6 \$1.30

7  $0.6 + 0.7 = 1.3$ ,  $0.25 + 0.75 = 1.00$ ,  $0.45 + 0.85 = 1.30$

8 \$4.50

### Explanations

1 Add column by column from right: hundredths  $5 + 8 = 13$  (write 3, carry 1); tenths  $4 + 3 + 1 = 8$ ; ones  $3 + 2 = 5$ . Sum = 5.83.



Get Online



Find more at  
[ViewMath.com/Grade5](https://www.viewmath.com/Grade5)



2 Left:  $2.7 + 1.8 = 4.5$ . Right:  $3.6 + 0.7 = 4.3$ . Since  $4.5 > 4.3$ , the left side is greater.

3 The number 6.5 should be written as 6.50 so the hundredths column lines up. Without annexing a zero, the columns are misaligned and the answer will be wrong.

4 Add each row value to each column value. For example,  $1.3 + 0.2 = 1.5$ ,  $1.3 + 0.5 = 1.8$ ,  $1.3 + 0.9 = 2.2$ ,  $4.6 + 0.2 = 4.8$ ,  $4.6 + 0.5 = 5.1$ ,  $4.6 + 0.9 = 5.5$ .

5 Start at 1.4. Jump  $+0.4$  to reach 1.8, then  $+0.4$  more to reach 2.2. So  $1.4 + 0.8 = 2.2$ .

6 Line up the decimal points:  $0.85 + 0.45$ . Hundredths:  $5 + 5 = 10$  (write 0, carry 1). Tenths:  $8 + 4 + 1 = 13$  (write 3, carry 1). Ones:  $0 + 0 + 1 = 1$ . Total = \$1.30.

7  $0.6 + 0.7 = 1.3$  matches 1.30.  $0.25 + 0.75 = 1.00$  matches 1.00.  $0.45 + 0.85 = 1.30$  also equals 1.30, so it matches the remaining 1.30.

8 First add the two known prices:  $\$4.75 + \$3.25 = \$8.00$ . Then subtract from the total:  $\$12.50 - \$8.00 = \$4.50$ .



**Great job checking your work!**

*Keep practicing and you'll be a math star!*



Get Online

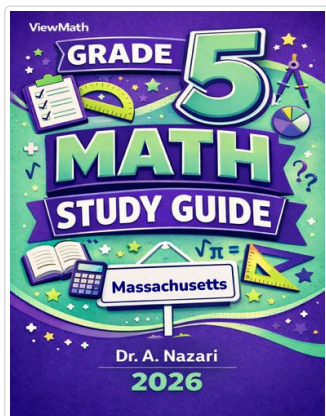


Find more at  
[ViewMath.com/Grade5](https://www.viewmath.com/Grade5)



**Great Job! Keep Learning with ViewMath!**


Keep up the great work! Visit [viewmath.com/MA-Grade5](http://viewmath.com/MA-Grade5) for free lessons, quizzes, and more.



Study Guide



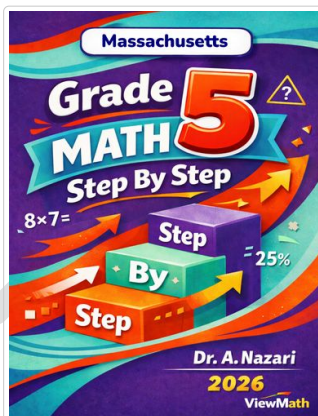
Scan Me



Workbook




Scan Me



Step-by-Step



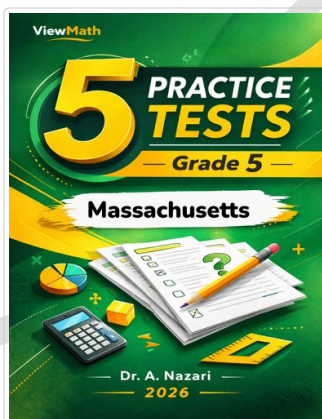
Scan Me



3 Practice Tests




Scan Me



5 Practice Tests




Scan Me



7 Practice Tests



Scan Me



10 Practice Tests



Scan Me



Find more at [ViewMath.com/Grade5](http://ViewMath.com/Grade5)



THANK YOU

## Enjoyed This Preview?

### Get the Full Book!

*This preview shows just a small sample of what's inside.*

*The complete book includes:*

- ✓ *All chapters and topics*
- ✓ *Hundreds of practice problems*
- ✓ *Complete answer key with explanations*
- ✓ *Colorful visuals and step-by-step examples*
- ✓ *Reference sheets and progress trackers*

*Available on Amazon and Teachers Pay Teachers*

🌐 Visit us at [ViewMath.com](https://www.viewmath.com) for free resources and more books!