

Oklahoma OSTP Grade 5 to Grade 6 Math Summer Bridge Workbook

8-Week Review and Grade 6 Readiness Workbook with Answer Key

Dr. A. Nazari

Copyright © 2026 Dr. A. Nazari

PUBLISHED BY VIEW MATH EDUCATION

VIEWMATH.COM

All rights reserved. No part of this publication may be reproduced, distributed, or transmitted in any form or by any means, including photocopying, recording, or other electronic or mechanical methods, without the prior written permission of the author, except in the case of brief quotations embodied in critical reviews and certain other noncommercial uses permitted by copyright law, including Section 107 or 108 of the 1976 United States Copyright Act.

The information in this book is distributed on an “as is” basis, without warranty. While every precaution has been taken in the preparation of this work, neither the author nor the publisher shall have any liability to any person or entity with respect to any loss or damage caused or alleged to be caused directly or indirectly by the information contained in this book.

Copyright © 2026

Summer Math Bridge Workbook

Grade 5 review today. Grade 6 confidence tomorrow.

This workbook is a bridge: it keeps Grade 5 math strong while making the first month of Grade 6 feel familiar.

Students revisit the Grade 5 ideas that matter most—decimal operations, fraction fluency, expressions, coordinate work, measurement, volume, data, and geometry—then preview the Grade 6 language connected to those skills: ratios, rates, integers, percents, surface area, and statistical displays. Each topic has a short review and a fuller workbook practice set, so students get enough written, visual, and problem-solving practice to build fluency.



Review

Review skill

Connect

Bridge focus

Practice

Workbook set

Check

Correct work

For families and teachers

Use one workbook lesson per day, about 20–25 minutes. Let students try first, then use the answer explanations as quick reteaching after mistakes. Friday mixed reviews show which skills are ready and which need another short review.

For students

Keep your work neat, label models, show your thinking, and fix missed problems. The goal is not to rush through the workbook; the goal is to start Grade 6 ready to build on what you already know.

How to Use This Bridge Workbook

The page order is the plan.

Move through the workbook one day at a time. Each week has four practice days and one Friday mixed review, so the routine stays predictable even when summer is busy.



- Practice days** Read the quick review, study the model, and complete the workbook problems.
- Bridge focus** Notice the Grade 6 language in ratio, integer, percent, surface-area, and data-display questions.
- Friday review** Complete the mixed review without rushing. Use it to choose the right method.
- Review answers** Check the answer key, read missed explanations, and correct the work in pencil.
- Extra support** If a skill is shaky, do one similar problem before starting the next page.



Keep it steady

Most workbook lessons should take about 20–25 minutes. Stop before practice turns into frustration.



Show thinking

Use equations, quick models, number lines, labels, or scratch work. Organized work is a Grade 6 habit.



Fix mistakes

A corrected mistake is useful practice. The answer key is written to reteach, not only to score.

📊 Multiplication Table 📊

Use this chart to practice your multiplication facts!

×	1	2	3	4	5	6	7	8	9	10	11
1	1	2	3	4	5	6	7	8	9	10	11
2	2	4	6	8	10	12	14	16	18	20	22
3	3	6	9	12	15	18	21	24	27	30	33
4	4	8	12	16	20	24	28	32	36	40	44
5	5	10	15	20	25	30	35	40	45	50	55
6	6	12	18	24	30	36	42	48	54	60	66
7	7	14	21	28	35	42	49	56	63	70	77
8	8	16	24	32	40	48	56	64	72	80	88
9	9	18	27	36	45	54	63	72	81	90	99
10	10	20	30	40	50	60	70	80	90	100	110
11	11	22	33	44	55	66	77	88	99	110	121

💡 How to Use This Table

To find 4×7 :

1. Find **4** in the left column (blue).
2. Find **7** in the top row (blue).
3. Follow the row and column until they meet: the answer is **28**!



“Do you see patterns? The $\times 5$ row always ends in 0 or 5. The $\times 10$ row always ends in 0. The $\times 9$ digits always add up to 9! Try to find more patterns on your own!”

WEEK

1

Decimal Place Value and Ratio Readiness

This Week's Days

<i>Week 1 Day 1: Place Value and Powers of Ten</i>	2
<i>Week 1 Day 4: Grade 6 Preview: Ratio Language</i>	4
<i>Week 1 Day 5: Week 1 Decimal Place Value and Ratio Mixed Review</i>	6



Day 1 Place Value and Powers of Ten

CORE CONCEPT

Place value tells the size of every digit. Each place is 10 times the place to its right and one tenth of the place to its left.



- ✓ A digit one place to the left has 10 times the value.
- ✓ A digit one place to the right has $\frac{1}{10}$ the value.
- ✓ Powers of ten are written as $10^1 = 10$, $10^2 = 100$, and $10^3 = 1,000$.
- ✓ Multiplying by a power of ten shifts digits to greater place values.
- ✓ Dividing by a power of ten shifts digits to smaller place values.

Remember: Name the place first. Then decide whether the number is shifting left or right on the place-value chart.

☰ Name digit values.

- 1 Use the chart to find the value of the digit 7 in 4,765.2. _____

Thousands	Hundreds	Tens	Ones	Tenths
4	7	6	5	2

- 2 What is the value of the underlined digit? 53.841 _____
- 3 In 0.666, the 6 in the tenths place is _____ times the value of the 6 in the hundredths place.
- 4 Write 29.405 in expanded form. _____

☰ Use powers of ten.

- 5 Complete the table.

Expression	Power of ten	Value
8.43×100	10^2	_____

- 6 $5,600 \div 10^2 =$ _____



Get Online


 Find more at
[ViewMath.com/OK-Grade5-Bridge](https://www.viewmath.com/OK-Grade5-Bridge)


7 $0.072 \times 1,000 =$ _____

8 Use the place-value shift model to solve 3.9×10^3 .



Reason with place value.

9 A small bead has a mass of 0.035 gram. What is the mass of 100 beads?

10 Use the chart to write the number in standard form. _____

Tens	Ones	Tenths	Hundredths	Thousandths
6	0	4	0	8

11 Which expression is equal to 0.56×10^2 ?

A. 0.0056

B. 5.6

C. 56

D. 560

12 True or False: $7.2 \div 10^3 = 0.0072$.

True False



Get Online



Find more at

[ViewMath.com/OK-Grade5-Bridge](https://www.viewmath.com/OK-Grade5-Bridge)



Day 4 Grade 6 Preview: Ratio Language

CORE CONCEPT

A ratio compares two quantities. The order of the words tells the order of the numbers, so labels matter.

5 apples to 3 oranges 5:3 $\frac{5}{3}$

- ✓ Ratios can be written with words, a colon, or a fraction bar.
- ✓ A part-to-part ratio compares one part of a group to another part.
- ✓ A part-to-whole ratio compares one part to the total group.
- ✓ Phrases like “for every” and “for each” describe ratio relationships.
- ✓ To keep an equivalent ratio, multiply or divide both quantities by the same number.

Remember: Read the order carefully. Boys to girls is different from girls to boys.

Write and classify ratios.

- 1 A basket has 9 red apples and 6 green apples. Write the ratio of red apples to green apples in three forms. _____

red ●●●●●●●●●●
green □□□□□□
9 red circles : 6 green squares

- 2 In the same basket, write green apples to total apples. _____
- 3 A recipe uses 4 cups of oats for every 3 cups of dried fruit. Write the ratio of dried fruit to oats. _____
- 4 A class has 14 students wearing sneakers and 10 students wearing boots. Is sneakers to boots a part-to-part or part-to-whole ratio? _____
- 5 True or False: The ratio 7:2 means the same thing as 2:7. True False

Use equivalent ratios.

- 6 At a club meeting, there are 5 adults for every 12 students. If there are 24 students, how many adults are there?



Get Online



Find more at
[ViewMath.com/OK-Grade5-Bridge](https://www.viewmath.com/OK-Grade5-Bridge)



ViewMath.com



7 Complete the equivalent ratio table.

Blue tiles	2	4	_____
White tiles	5	10	20

8 Which ratio is equivalent to 3:8?

A. 6:11

B. 9:24

C. 12:28

D. 15:32

9 Use the double number line. If 3 notebooks cost \$12, how much do 5 notebooks cost?



Interpret ratio situations.

10 For every 3 cups of flour, a recipe uses 2 cups of sugar. If the recipe uses 9 cups of flour, how many cups of sugar are needed?

11 Use the diagram. Write the ratio of triangles to circles. _____




12 A team has 8 sixth graders and 10 fifth graders. What is the ratio of sixth graders to all students?



Get Online



Find more at ViewMath.com/OK-Grade5-Bridge



Day 5 Week 1 Decimal Place Value and Ratio Mixed Review

CORE CONCEPT

This mixed review brings together decimal place value, decimal comparison, rounding, powers of ten, and early ratio language.

- ✓ Use place-value charts to read, write, and compare decimals.
- ✓ Annex zeros when decimals have different numbers of places.
- ✓ For rounding, find the target place and check the digit to the right.
- ✓ Powers of ten shift decimal values by place value.
- ✓ Ratios compare quantities in a specific order.

Remember: For mixed review, write one small note beside each problem: place value, round, compare, or ratio.

☰ Decimal place value.

- 1 Use the chart to write the value of the digit 3 in 72.316. _____

Tens	Ones	Tenths	Hundredths	Thousandths
7	2	3	1	6

- 2 Write 40.509 in word form. _____

- 3 Write 6.028 in expanded form. _____

☰ Compare, order, and round.

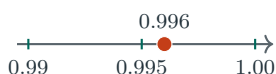
- 4 Fill in $<$, $>$, or $=$. 5.090 _____ 5.09

- 5 Order from least to greatest: 0.608, 0.68, 0.806. _____

Number	Tenths	Hundredths	Thousandths
0.608	6	0	8
0.680	6	8	0
0.806	8	0	6

- 6 Round 18.749 to the nearest hundredth. _____

- 7 Use the number line. Round 0.996 to the nearest hundredth. _____



Get Online



Find more at
[ViewMath.com/OK-Grade5-Bridge](https://www.viewmath.com/OK-Grade5-Bridge)



☰ Powers of ten and multiplication readiness.

- 8 Complete the equation: $0.045 \times 10^3 =$ _____
- 9 Which expression gives the exact product of 324×56 ?
- A. $324 \times 50 + 324 \times 6$ B. $324 \times 5 + 324 \times 6$
- C. $324 \times 60 - 324$ D. $324 + 50 + 6$
- 10 A school has 48 boxes with 125 notebooks in each box. How many notebooks are there?

Boxes	48
Notebooks in each box	125
Total notebooks	_____

☰ Ratio review.

- 11 A jar has 8 blue marbles and 5 white marbles. Write the ratio of blue marbles to white marbles.

- blue ○○○○○○○○
white □□□□□
- 12 A recipe uses 2 cups of rice for every 5 cups of broth. If the recipe uses 10 cups of broth, how many cups of rice are needed?



Get Online

Find more at
[ViewMath.com/OK-Grade5-Bridge](https://www.viewmath.com/OK-Grade5-Bridge)

WEEK

7

Measurement, Volume, and Coordinate Geometry

This Week's Days

Week 7 Day 1: Convert Measurement Units **9**

Week 7 Day 4: Grade 6 Preview: Polygons and Area on the Coordinate Plane **11**



Day 1 Convert Measurement Units

CORE CONCEPT

A measurement conversion changes the unit without changing the amount. Use the conversion fact to decide whether the number should get larger or smaller.





- ✓ Larger unit to smaller unit: multiply by the conversion factor.
- ✓ Smaller unit to larger unit: divide by the conversion factor.
- ✓ Metric conversions often use 10, 100, or 1,000.
- ✓ Customary conversions use facts such as 1 yd = 3 ft and 1 gal = 16 cups.
- ✓ Keep the measurement type the same: length with length, mass with mass, and capacity with capacity.

Remember: Before calculating, ask whether the new unit is smaller or larger. That check helps catch unreasonable answers.

Convert metric units.

- 1 3.6 m = _____ cm
- 2 4,250 mL = _____ L
- 3 0.75 kg = _____ g
- 4 A ribbon is 2 m 35 cm long. How many centimeters long is it? _____

Convert customary units.

- 5 Use the path. 7 yd = _____ ft

- 6 96 oz = _____ lb
- 7 Use the path. 2 gal = _____ cups

- 8 Fill in <, >, or =. 72 in _____ 5 ft



Get Online



Find more at ViewMath.com/OK-Grade5-Bridge



 Use conversions in context.

- 9 Use the table. Which is greater, 3 L or 2,750 mL?

liters	milliliters
1	1,000
3	3,000

- 10 A dog weighs 18 lb. How many ounces is that? _____
- 11 A garden path is 4.5 m long. How many

centimeters long is it?



- 12 Which expression converts 8 pounds to ounces?
- A. $8 + 16$ B. 8×16
- C. $16 - 8$ D. $16 \div 8$

PREVIEW



Get Online



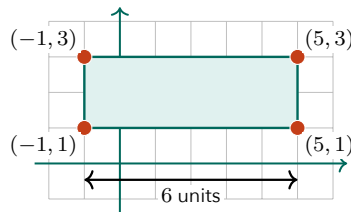
Find more at
[ViewMath.com/OK-Grade5-Bridge](https://www.viewmath.com/OK-Grade5-Bridge)



Day 4 Grade 6 Preview: Polygons and Area on the Coordinate Plane

CORE CONCEPT

Coordinate-plane polygons use ordered pairs as vertices. Horizontal and vertical side lengths can be found by subtracting matching coordinates.



- ✓ A horizontal side has the same y -coordinate at both endpoints.
- ✓ A vertical side has the same x -coordinate at both endpoints.
- ✓ Use absolute value so a side length is positive.
- ✓ Rectangle area is length times width.
- ✓ Split a complex polygon into rectangles and triangles, then add the areas.

Remember: Coordinates can give the measurements you need before you use an area formula.

Find horizontal and vertical lengths.

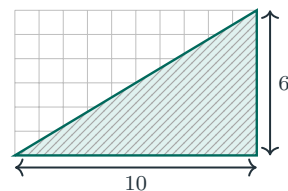
- 1 A segment goes from $(-4, 3)$ to $(5, 3)$.
What is its length? _____
- 2 A segment goes from $(2, -6)$ to $(2, 1)$.
What is its length? _____
- 3 Find the area of the rectangle.



- 4 Find the perimeter of the rectangle with vertices $(0, 0)$, $(7, 0)$, $(7, 3)$, and $(0, 3)$.

Find areas on the coordinate plane.

- 5 Find the area of the right triangle.



Get Online



Find more at ViewMath.com/OK-Grade5-Bridge



- 6 True or False: The distance from $(-3, 4)$ to $(2, 4)$ is 1 unit. True False

- 7 Find the total area of the L-shaped figure.



- 8 A rectangle has vertices $(-5, -2)$, $(1, -2)$, $(1, 2)$, and $(-5, 2)$. Find its area.

Use decomposition.

- 9 Find the shaded area by subtracting the triangle from the rectangle.



- 10 Which formula finds the area of a right triangle with base 9 and height 4?

- A. 9×4 B. $\frac{1}{2} \times 9 \times 4$
C. $2(9 + 4)$ D. $9 + 4$

- 11 The vertices $(1, 1)$, $(6, 1)$, $(6, 4)$, and $(1, 4)$ make a rectangle. Which side length comes from $|6 - 1|$? _____

- 12 A polygon is split into a rectangle with area 24 and a triangle with area 9. What is the total area? _____



Get Online



Find more at
[ViewMath.com/OK-Grade5-Bridge](https://www.viewmath.com/OK-Grade5-Bridge)



Answers with Explanations

Check your answers, then use the explanations to understand any missed problem.

How to use this section

First

Complete the lesson practice or Friday quiz before looking at this section.

Record

Write your answers clearly on the page so you can compare them later.

Check

Use the answer key to mark each problem correct or incorrect.

Explain

For any problem you missed, guessed on, or found confusing, read the explanation and add a quick note beside your work.

 **Week 1 Day 1: Place Value and Powers of Ten**
 **Answers**

1 700

2 0.8

3 10

4 $20 + 9 + 0.4 + 0.005$

5 843

6 56

7 72

8 3,900

9 3.5 grams

10 60.408

11 C

12 True

 **Explanations**

1 The digit 7 is in the hundreds place. Seven hundreds have a value of $7 \times 100 = 700$.

2 The underlined 8 is in the tenths place. Eight tenths is written as 0.8.

3 The tenths place is one place to the left of the hundredths place. One move left makes a digit worth 10 times as much.

4 Use each nonzero digit's place value. The 0 in the hundredths place holds a place but adds no value.

5 Multiplying by 100 means multiplying by 10^2 . Move the decimal point two places right: $8.43 \rightarrow 843$.

6 10^2 means 100. Dividing by 100 shifts the digits two places to smaller values, so $5,600 \div 100 = 56$.

7 Multiplying by 1,000 means multiplying by 10^3 . Move the decimal point three places right to get 72.

8 10^3 is 1,000, so the decimal point shifts three places right. The value is 3,900.

9 There are 100 equal beads, so multiply the mass of one bead by 100. Since $0.035 \times 100 = 3.5$, the total is 3.5 grams.

10 Write each digit in its place. The zeros hold the ones and hundredths places, so the number is 60.408.

11 The power 10^2 means 100. Multiplying 0.56 by 100 shifts the decimal two places right, giving 56.

12 Dividing by 10^3 means dividing by 1,000. Move the decimal point three places left: $7.2 \rightarrow 0.0072$.



Get Online


 Find more at
[ViewMath.com/OK-Grade5-Bridge](https://www.viewmath.com/OK-Grade5-Bridge)


 **Week 1 Day 4: Grade 6 Preview: Ratio Language**
 **Answers**

1 9 to 6, 9:6, $\frac{9}{6}$

2 6:15

3 3:4

4 Part-to-part

5 False

6 10 adults

7 8

8 B

9 \$20

10 6 cups

11 4:6

12 8:18

 **Explanations**

- 1 The first quantity named is red apples, so 9 comes first. The same comparison can be written in three common forms.
- 2 This is part-to-whole because green apples are compared with all apples. There are $9 + 6 = 15$ apples total.
- 3 The question asks for dried fruit first, so 3 is first. Oats are second, so 4 is second.
- 4 Sneakers and boots are two parts of the same class group. A part-to-whole ratio would compare one shoe group to all students.
- 5 Ratio order matters. The ratio 7:2 compares 7 of the first quantity to 2 of the second, while 2:7 reverses the comparison.
- 6 The number of students doubled from 12 to 24. Double the adults too: $5 \times 2 = 10$.
- 7 The white tiles go from 5 to 20, which is $\times 4$. Multiply the blue tiles by the same factor: $2 \times 4 = 8$.
- 8 Multiply both parts of 3:8 by 3 to get 9:24. Equivalent ratios use the same factor for both quantities.
- 9 First find the cost for one notebook: $\$12 \div 3 = \4 . Then 5 notebooks cost $5 \times \$4 = \20 .
- 10 The flour amount is multiplied by 3, from 3 to 9. Multiply the sugar by the same factor: $2 \times 3 = 6$.
- 11 The question names triangles first, so count triangles first. There are 4 triangles and 6 circles, giving 4:6.
- 12 This is part-to-whole because sixth graders are compared with the total team. The whole is $8 + 10 = 18$ students.



Get Online



Find more at
[ViewMath.com/OK-Grade5-Bridge](https://www.viewmath.com/OK-Grade5-Bridge)



📅 Week 1 Day 5: Week 1 Decimal Place Value and Ratio Mixed Review

✓ Answers

1 0.3

2 forty and five hundred nine thousandths

3 $6 + 0.02 + 0.008$

4 =

5 0.608, 0.68, 0.806

6 18.75

7 1.00

8 45

9 A

10 6,000 notebooks

11 8:5

12 4 cups

💡 Explanations

- 1 The digit 3 is in the tenths place. Three tenths is written as 0.3.
- 2 The decimal part 509 ends in the thousandths place. The zero holds the hundredths place but is still read inside five hundred nine thousandths.
- 3 Use only nonzero place values. The 2 is hundredths and the 8 is thousandths.
- 4 Zeros at the end of a decimal do not change its value. Both decimals represent 5 ones and 9 hundredths.
- 5 Compare thousandths: $0.608 = 608$ thousandths, $0.68 = 680$ thousandths, and $0.806 = 806$ thousandths.
- 6 The hundredths digit is 4, and the thousandths digit is 9. Since 9 is 5 or more, round the hundredths digit up.
- 7 The thousandths digit is 6, so 0.996 rounds up. Rounding up from 0.99 carries to 1.00.
- 8 10^3 means 1,000, so move the decimal point three places right. The number 0.045 becomes 45.
- 9 Break 56 into $50 + 6$. The product is $324 \times 50 + 324 \times 6$, which uses the values of the digits in 56.
- 10 Each box has the same number of notebooks, so multiply. Use $125 \times 48 = 125 \times 40 + 125 \times 8 = 5,000 + 1,000 = 6,000$.
- 11 The question names blue first, so 8 comes first. White marbles are second, so 5 comes second.
- 12 The broth amount doubled from 5 to 10. Double the rice too: $2 \times 2 = 4$ cups.



Get Online



Find more at
[ViewMath.com/OK-Grade5-Bridge](https://www.viewmath.com/OK-Grade5-Bridge)



Week 7 Day 1: Convert Measurement Units**Answers**

1 360 cm

2 4.25 L

3 750 g

4 235 cm

5 21 ft

6 6 lb

7 32 cups

8 >

9 3 L

10 288 oz

11 450 cm

12 B

Explanations

1 Meters are larger than centimeters, so multiply by 100. $3.6 \times 100 = 360$, so the length is 360 cm.

2 Milliliters are smaller than liters, so divide by 1,000. $4,250 \div 1,000 = 4.25$ L.

3 One kilogram is 1,000 grams. Multiply $0.75 \times 1,000 = 750$ grams.

4 Convert 2 m to 200 cm, then add the extra 35 cm. The ribbon is 235 cm long.

5 Each yard has 3 feet. Multiply $7 \times 3 = 21$, so 7 yards equals 21 feet.

6 Ounces are smaller than pounds, so divide by 16. $96 \div 16 = 6$ pounds.

7 One gallon is 16 cups because $4 \times 2 \times 2 = 16$. Two gallons is $2 \times 16 = 32$ cups.

8 Convert 5 feet to inches: $5 \times 12 = 60$ inches. Since $72 > 60$, 72 in is greater than 5 ft.

9 Convert 3 L to 3,000 mL. Since 3,000 mL is greater than 2,750 mL, 3 L is greater.

10 Use $1 \text{ lb} = 16 \text{ oz}$. Multiply $18 \times 16 = 288$, so the dog weighs 288 ounces.

11 Meters are larger than centimeters, so multiply by 100. $4.5 \times 100 = 450$ cm.

12 Each pound has 16 ounces, so 8 pounds means 8 groups of 16. The expression is 8×16 .



Get Online

Find more at
[ViewMath.com/OK-Grade5-Bridge](https://www.viewmath.com/OK-Grade5-Bridge)

Week 7 Day 4: Grade 6 Preview: Polygons and Area on the Coordinate Plane
Answers

1 9 units

2 7 units

3 32 square units

4 20 units

5 30 square units

6 False

7 41 square units

8 24 square units

9 30 square units

10 B

11 5 units

12 33 square units

Explanations

1 The y -coordinates match, so the segment is horizontal. Use $|5 - (-4)| = 9$ units.

2 The x -coordinates match, so the segment is vertical. Use $|1 - (-6)| = 7$ units.

3 The length is $|6 - (-2)| = 8$ and the height is $|5 - 1| = 4$. Area is $8 \times 4 = 32$ square units.

4 The side lengths are 7 and 3. Add all sides: $7 + 3 + 7 + 3 = 20$ units.

5 Use triangle area: $\frac{1}{2} \times \text{base} \times \text{height}$. $\frac{1}{2} \times 10 \times 6 = 30$ square units.

6 The segment is horizontal, so subtract the x -values. $|2 - (-3)| = 5$, not 1.

7 Add the two rectangle areas: $7 \times 3 = 21$ and $4 \times 5 = 20$. The total is 41 square units.

8 The horizontal length is $|1 - (-5)| = 6$ and the height is $|2 - (-2)| = 4$. Multiply $6 \times 4 = 24$.

9 The rectangle area is $8 \times 5 = 40$. The triangle area is $\frac{1}{2} \times 4 \times 5 = 10$, so $40 - 10 = 30$.

10 Triangle area is half of base times height. The matching expression is $\frac{1}{2} \times 9 \times 4$.

11 The expression subtracts the horizontal x -coordinates. It gives the rectangle's horizontal side length, 5 units.

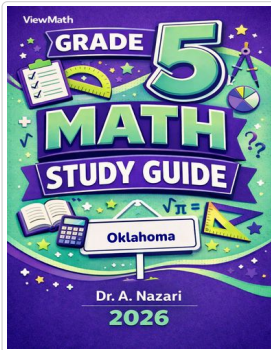
12 The pieces do not overlap, so add their areas. $24 + 9 = 33$ square units.


Get Online

 Find more at
[ViewMath.com/OK-Grade5-Bridge](https://www.viewmath.com/OK-Grade5-Bridge)


Great Job! Keep Learning with ViewMath!


Keep up the great work! Visit viewmath.com/OK-Grade5 for free lessons, practice, and more.



Study Guide



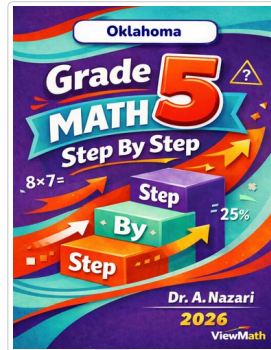
Scan Me



Workbook




Scan Me



Step-by-Step




Scan Me



3 Practice Tests




Scan Me



5 Practice Tests




Scan Me



7 Practice Tests




Scan Me



10 Practice Tests




Scan Me




Math in 30 Days




Scan Me



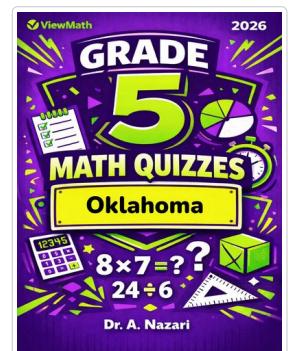
Summer Review



Summer Bridge



Summer Workbook



Quizzes



Scan Me



Get Online



Find more at ViewMath.com/OK-Grade5-Bridge



THANK YOU

Enjoyed This Preview?

Get the Full Book!

This preview shows just a small sample of what's inside.

The complete book includes:

- ✓ *All chapters and topics*
- ✓ *Hundreds of practice problems*
- ✓ *Complete answer key with explanations*
- ✓ *Colorful visuals and step-by-step examples*
- ✓ *Reference sheets and progress trackers*

Available on Amazon and Teachers Pay Teachers

🌐 Visit us at [ViewMath.com](https://www.viewmath.com) for free resources and more books!