

# West Virginia WVGSA Grade 5 Math Summer Review

*8-Week Core Skills Review with Practice and Quizzes*

**Dr. A. Nazari**

Copyright © 2026 Dr. A. Nazari

Published by View Math Education  
ViewMath.com

All rights reserved. No part of this publication may be reproduced, distributed, or transmitted in any form or by any means, including photocopying, recording, or other electronic or mechanical methods, without the prior written permission of the author, except in the case of brief quotations embodied in critical reviews and certain other noncommercial uses permitted by copyright law, including Section 107 or 108 of the 1976 United States Copyright Act.

The information in this book is distributed on an “as is” basis, without warranty. While every precaution has been taken in the preparation of this work, neither the author nor the publisher shall have any liability to any person or entity with respect to any loss or damage caused or alleged to be caused directly or indirectly by the information contained in this book.

*Copyright © 2026*

# Welcome to Summer Math Review!



*This 8-week plan reviews the Grade 5 math students already learned this year.*

## *How each week works*

-  *Monday through Thursday are short review days.*
-  *Each day starts with a Lesson Review.*
-  *Each practice day has 6 problems.*
-  *Friday is a 10-question quiz.*
-  *Answers explain the thinking, not just the final number.*

*Try your best first. Then use the answer key like a teacher.*

# Your 8-Week Summer Review Plan

Use this book four days a week, then take the quiz on Friday.

## Weekly Schedule

| Week | Monday | Tuesday | Wednesday    | Thursday     | Friday     |
|------|--------|---------|--------------|--------------|------------|
| 1    | Day 1  | Day 2   | Day 3        | Day 4        | Quiz 1     |
| 2    | Day 5  | Day 6   | Day 7        | Day 8        | Quiz 2     |
| 3    | Day 9  | Day 10  | Day 11       | Day 12       | Quiz 3     |
| 4    | Day 13 | Day 14  | Day 15       | Day 16       | Quiz 4     |
| 5    | Day 17 | Day 18  | Day 19       | Day 20       | Quiz 5     |
| 6    | Day 21 | Day 22  | Day 23       | Day 24       | Quiz 6     |
| 7    | Day 25 | Day 26  | Day 27       | Day 28       | Quiz 7     |
| 8    | Day 29 | Day 30  | Mixed Review | Final Review | Final Quiz |

### For students

Read the Lesson Review first. Try all 6 problems before checking answers. If you miss one, read the explanation and fix your work.

### For parents and teachers

The daily pages are meant to be short. If a student struggles, use the answer explanation as the teaching step, then have the student correct the problem.

### Goal

By the end of 8 weeks, students will have completed 192 daily practice problems and 80 quiz questions, with review across the full Grade 5 math year.

# Summer Progress Tracker

Check off each day as you finish it.

| Week | Mon                      | Tue                      | Wed                      | Thu                      | Fri Quiz                 |
|------|--------------------------|--------------------------|--------------------------|--------------------------|--------------------------|
| 1    | <input type="checkbox"/> | <input type="checkbox"/> | <input type="checkbox"/> | <input type="checkbox"/> | <input type="checkbox"/> |
| 2    | <input type="checkbox"/> | <input type="checkbox"/> | <input type="checkbox"/> | <input type="checkbox"/> | <input type="checkbox"/> |
| 3    | <input type="checkbox"/> | <input type="checkbox"/> | <input type="checkbox"/> | <input type="checkbox"/> | <input type="checkbox"/> |
| 4    | <input type="checkbox"/> | <input type="checkbox"/> | <input type="checkbox"/> | <input type="checkbox"/> | <input type="checkbox"/> |
| 5    | <input type="checkbox"/> | <input type="checkbox"/> | <input type="checkbox"/> | <input type="checkbox"/> | <input type="checkbox"/> |
| 6    | <input type="checkbox"/> | <input type="checkbox"/> | <input type="checkbox"/> | <input type="checkbox"/> | <input type="checkbox"/> |
| 7    | <input type="checkbox"/> | <input type="checkbox"/> | <input type="checkbox"/> | <input type="checkbox"/> | <input type="checkbox"/> |
| 8    | <input type="checkbox"/> | <input type="checkbox"/> | <input type="checkbox"/> | <input type="checkbox"/> | <input type="checkbox"/> |

**Small practice adds up.**

Four short days and one quiz each week is  
enough to keep Grade 5 math fresh all summer.

# WEEK

1

## Place Value, Decimals, and Whole-Number Operations

### This Week's Days

|   |   |
|---|---|
| Day 1: Place Value and Powers of Ten .....                            | 2 |
| Day 2: Read, Write, and Compare Decimals .....                        | 3 |
| Week 1 Quiz: Place Value, Decimals, and Multiplication<br>Check ..... | 4 |



## Day 1 Place Value and Powers of Ten

Every digit has a value based on its place. Each place is 10 times the place to its right and  $\frac{1}{10}$  the place to its left.



- A digit one place to the left is worth 10 times as much.
- A digit one place to the right is worth  $\frac{1}{10}$  as much.
- $10^1 = 10$ ,  $10^2 = 100$ , and  $10^3 = 1,000$  shift digits by place value.

### Practice

1. In 4,765.2, what is the value of the digit 7? \_\_\_\_\_
2. In 0.666, the 6 in the tenths place is \_\_\_\_\_ times the value of the 6 in the hundredths place.
3.  $8.43 \times 100 =$  \_\_\_\_\_
4.  $5,600 \div 10^2 =$  \_\_\_\_\_
5.  $0.072 \times 1,000 =$  \_\_\_\_\_
6. A small bead has a mass of 0.035 gram. What is the mass of 100 beads?



Get Online



Find more at  
[ViewMath.com/WV-Grade5](https://www.viewmath.com/WV-Grade5)



**Day 2** Read, Write, and Compare Decimals

Decimals can be written in standard form, word form, and expanded form. The word “and” marks the decimal point when reading a decimal number.

- 18.406 is read as eighteen and four hundred six thousandths.
- Expanded form shows each digit’s place value.
- Compare decimals from left to right, just like whole numbers.
- Annex zeros when helpful:  $0.50 = 0.500$ .
- The first place where the digits are different decides which decimal is greater.

More digits after the decimal point do not automatically mean a greater number.

 **Practice**

1. Write 18.406 in word form. \_\_\_\_\_
2. Write “nine and seven hundredths” in standard form. \_\_\_\_\_
3. Write 0.583 in expanded form. \_\_\_\_\_
4. Fill in  $<$ ,  $>$ , or  $=$ .  $6.204$  \_\_\_\_\_  $6.24$
5. Order from least to greatest: 0.5, 0.056, 0.506. \_\_\_\_\_
6. True or False: 0.70 and 0.7 are equal.  True  False



Get Online

Find more at  
[ViewMath.com/WV-Grade5](https://www.viewmath.com/WV-Grade5)

 **Week 1 Quiz**

## Place Value, Decimals, and Multiplication Check

Name: \_\_\_\_\_ Date: \_\_\_\_\_ Score: \_\_\_\_\_/10

1. Which is the value of the digit 8 in 28.463?

- A. 8  
B. 0.8  
C. 80  
D. 0.08

2. True or False: In 6.66, the ones 6 is 10 times the tenths 6.

True  False

3. Complete the equation:  $0.045 \times 10^3 =$  \_\_\_\_\_

4. Write 30.704 in word form. \_\_\_\_\_

5. Fill in  $<$ ,  $>$ , or  $=$ . 5.090 \_\_\_\_\_ 5.09

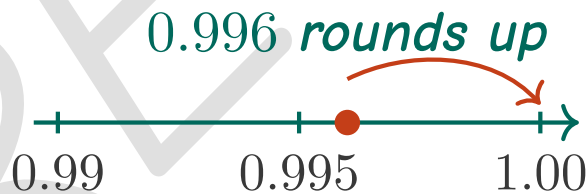
6. Which list is ordered from least to greatest?

- A. 0.608, 0.68, 0.806  
B. 0.68, 0.608, 0.806  
C. 0.806, 0.68, 0.608  
D. 0.608, 0.806, 0.68

7. Round 18.749 to the nearest hundredth. \_\_\_\_\_

8. True or False: 0.996 rounded to the nearest hundredth is 0.99.

True  False



9. Which expression gives the exact product of  $324 \times 56$ ?

- A.  $324 \times 50 + 324 \times 6$   
B.  $324 \times 5 + 324 \times 6$   
C.  $324 \times 60 - 324$   
D.  $324 + 50 + 6$

10. A school has 48 boxes with 125 notebooks in each box. How many notebooks are there?



Get Online



Find more at  
[ViewMath.com/WV-Grade5](https://www.viewmath.com/WV-Grade5)



WEEK

3

*Decimal Division and Fraction Addition/Subtraction*

 *This Week's Days* 

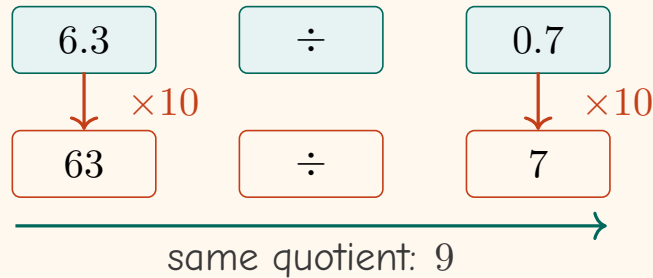
*Day 9: Divide Decimals* ..... 6



## Day 9 Divide Decimals

Use whole-number division ideas for decimal division.

### Make the divisor whole



- When dividing by a whole number, bring the decimal point straight up.
- Add zeros after a decimal when more digits are needed.
- If the divisor is a decimal, multiply both numbers by the same power of 10.



### Practice

Make the divisor whole, divide, then check with multiplication.

- $12.6 \div 3 =$  \_\_\_\_\_
- $18.75 \div 5 =$  \_\_\_\_\_
- $0.96 \div 8 =$  \_\_\_\_\_
- $6.3 \div 0.7 =$  \_\_\_\_\_
- $4.68 \div 0.12 =$  \_\_\_\_\_
- A ribbon is 14.4 meters long. It is cut into pieces that are each 0.8 meter long. How many pieces are there?



Get Online



Find more at  
[ViewMath.com/WV-Grade5](https://www.viewmath.com/WV-Grade5)



## ★ *Check Your Answers!* ★

*Try each problem first, then look here to check your work.  
It's OK to make mistakes — that's how we learn ★*



## 1: Place Value and Powers of Ten

### Answer Key

1

700

2

10

3

843

4

56

5

72

6

3.5 grams

### Explanations

1

The digit 7 is in the hundreds place, so it means 7 hundreds. Each hundred is worth 100, so  $7 \times 100 = 700$ .

2

The tenths place is one place to the left of the hundredths place. A digit one place to the left is worth 10 times as much, so the tenths 6 is 10 times the hundredths 6.

3

Multiplying by 100 is multiplying by  $10^2$ , so each digit shifts two places to a greater value. The decimal point moves two places right:  $8.43 \rightarrow 843$ .

4

$10^2$  means 100, so this is  $5,600 \div 100$ . Dividing by 100 shifts each digit two places to a smaller value, giving 56.

5

Multiplying by 1,000 is multiplying by  $10^3$ . Move the decimal point three places right:  $0.072 \rightarrow 72$ .

6

There are 100 equal beads, so multiply the mass of one bead by 100. Since  $0.035 \times 100 = 3.5$ , the beads have a total mass of 3.5 grams.

## 2: Read, Write, and Compare Decimals

### Answer Key

1

eighteen and four hundred six thousandths

2

9.07

3

 $5 \times 0.1 + 8 \times 0.01 + 3 \times 0.001$ 

4

&lt;

5

0.056, 0.5, 0.506

6

True

### Explanations

1

The word "and" names the decimal point. The decimal part 406 ends in the thousandths place, so



Get Online



Find more at  
[ViewMath.com/WV-Grade5](http://ViewMath.com/WV-Grade5)



it is read as four hundred six thousandths.

- 2 The whole-number part is 9, and hundredths means two digits after the decimal point. Seven hundredths is 0.07, so the number is 9.07.
- 3 Use the decimal place value of each digit: 5 tenths, 8 hundredths, and 3 thousandths. Expanded form writes those values as a sum.
- 4 Annex a zero to compare equal lengths: 6.204 and 6.240. The tenths digits match, but in the hundredths place  $0 < 4$ , so  $6.204 < 6.24$ .
- 5 Write the numbers as 0.056, 0.500, and 0.506. The thousandths values show  $56 < 500 < 506$ , so that is the order from least to greatest.
- 6 The zero in the hundredths place does not change the value because it adds 0 hundredths. Both decimals name seven tenths, so  $0.70 = 0.7$ .

### Q1: Week 1 Quiz

#### Answer Key

- 1 A    2 True    3 45    4 thirty and seven hundred four thousandths    5 =
- 6 A    7 18.75    8 False    9 A    10 6,000 notebooks

#### Explanations


- 1 The digit 8 is to the left of the decimal point, so it is in the ones place. A digit in the ones place has its face value, so the value is 8.
- 2 The ones place is one place to the left of the tenths place. Each move one place left makes the value 10 times as much, so the statement is true.
- 3  $10^3$  means 1,000, so multiplying by  $10^3$  shifts the decimal point three places right. The number 0.045 becomes 45.



Get Online



Find more at  
[ViewMath.com/WV-Grade5](https://www.viewmath.com/WV-Grade5)



- 4 The word "and" marks the decimal point. The decimal part 704 ends in the thousandths place, so it is read as seven hundred four thousandths.
- 5 Zeros at the end of a decimal do not change its value. Both decimals represent 5 ones and 9 hundredths, so they are equal.
- 6 Compare the decimals as thousandths:  $0.608 = 608$  thousandths,  $0.68 = 680$  thousandths, and  $0.806 = 806$  thousandths. Since  $608 < 680 < 806$ , choice A is least to greatest.
- 7 The hundredths digit is 4, and the thousandths digit is 9. Since 9 is 5 or more, round the hundredths digit up to get 18.75.
- 8 The thousandths digit in 0.996 is 6, so the hundredths place must round up. Rounding up from 0.99 carries to 1.00, not 0.99.
- 9 Break 56 into  $50 + 6$  to use partial products. The exact product is found with  $324 \times 50 + 324 \times 6$ , so choice A matches the multiplication.
- 10 Each box has the same number of notebooks, so multiply the number of boxes by the number in each box. Use  $125 \times 48 = 125 \times 40 + 125 \times 8 = 5,000 + 1,000 = 6,000$ .

## 9: Divide Decimals

### Answer Key

- 1 4.2    2 3.75    3 0.12    4 9    5 39    6 18 pieces

### Explanations

- 1 Divide a decimal by a whole number and place the decimal point straight up. Since  $126 \div 3 = 42$ ,  $12.6 \div 3 = 4.2$ .
- 2 Use decimal division and keep the decimal point aligned in the quotient. Check by multiplying:  $3.75 \times 5 = 18.75$ .



Get Online



Find more at  
[ViewMath.com/WV-Grade5](http://ViewMath.com/WV-Grade5)



- 3 Think of 0.96 as 96 hundredths. Since  $96 \div 8 = 12$ , the quotient is 12 hundredths, or 0.12.
- 4 Make the divisor a whole number by multiplying both numbers by 10. Then  $6.3 \div 0.7 = 63 \div 7 = 9$ .
- 5 Make 0.12 a whole number by multiplying both numbers by 100. Then divide  $468 \div 12 = 39$ .
- 6 This is division because the total length is split into equal-size pieces. Make the divisor whole:  
 $14.4 \div 0.8 = 144 \div 8 = 18$ .



**Great job checking your work!**

*Keep practicing and you'll be a math star!*



Get Online



Find more at  
[ViewMath.com/WV-Grade5](https://www.viewmath.com/WV-Grade5)



THANK YOU

## Enjoyed This Preview?

### Get the Full Book!

*This preview shows just a small sample of what's inside.*

*The complete book includes:*

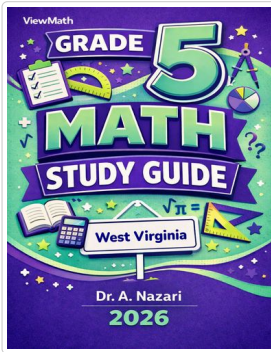
- ✓ *All chapters and topics*
- ✓ *Hundreds of practice problems*
- ✓ *Complete answer key with explanations*
- ✓ *Colorful visuals and step-by-step examples*
- ✓ *Reference sheets and progress trackers*

*Available on Amazon and Teachers Pay Teachers*

 Visit us at [ViewMath.com](https://www.viewmath.com) for free resources and more books!

# Great Job! Keep Learning with ViewMath!


Keep up the great work! Visit [viewmath.com/WV-Grade5](http://viewmath.com/WV-Grade5) for free lessons, quizzes, and more.



Study Guide



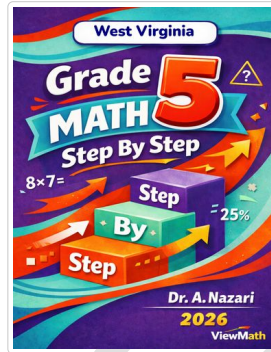
Scan Me



Workbook




Scan Me



Step-by-Step




Scan Me



3 Practice Tests




Scan Me



5 Practice Tests




Scan Me



7 Practice Tests



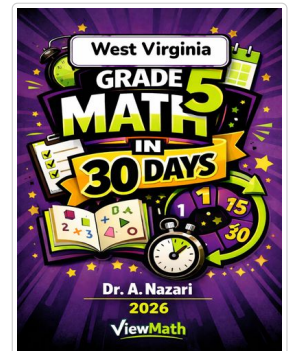
Scan Me



10 Practice Tests



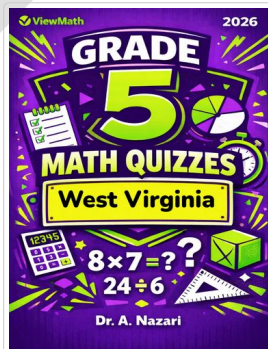
Scan Me



Math in 30 Days



Scan Me



Quizzes



Scan Me



Get Online



Find more at [ViewMath.com/WV-Grade5](http://ViewMath.com/WV-Grade5)

