

North Carolina NC EOG Grade 6 Math in 30 Days

Day by Day Study Plan for Test Prep

Dr. A. Nazari

Copyright © 2026 Dr. A. Nazari

Published by View Math Education

ViewMath.com

All rights reserved. No part of this publication may be reproduced, distributed, or transmitted in any form or by any means, including photocopying, recording, or other electronic or mechanical methods, without the prior written permission of the author, except in the case of brief quotations embodied in critical reviews and certain other noncommercial uses permitted by copyright law, including Section 107 or 108 of the 1976 United States Copyright Act.

The information in this book is distributed on an “as is” basis, without warranty. While every precaution has been taken in the preparation of this work, neither the author nor the publisher shall have any liability to any person or entity with respect to any loss or damage caused or alleged to be caused directly or indirectly by the information contained in this book.

Copyright © 2026

YOUR 30-DAY MATH PLAN

Grade 6 Math in 30 Days

One Topic a Day • Clear Explanations • Daily Practice

Thirty days. That's all you need to build a solid foundation in Grade 6 math — or review everything before a big test.

Each day covers one focused topic with a clear explanation and practice problems. The schedule is designed so you learn ideas in the right order, with each day building on the one before.

Stick to the plan. One topic a day, 20–30 minutes of focused work. By day 30, you'll have covered every major concept.



Follow the Plan

*One topic each day,
in order*



Do the Practice

*Solve every problem
and check answers*



Track Your Days

*Check off each day
on the tracker*

How to Use This Book

Same routine every day — simple and effective.

1

Read today's topic

Each day starts with a clear explanation of one concept. Read it carefully — don't just skim.

2

Study the example

A worked example shows you how it's done. Cover the solution and try it yourself before looking.

3

Solve the practice problems

Do every problem. Write out your steps. Then check the answers at the back of the book.

4

Mark your progress

Check off the day on the 30-Day Plan. Tomorrow, move to the next topic.

 **Daily time:** About **20–30 minutes**. That's it. Short, focused sessions work better than long, scattered ones.

 **Missed a day?** No problem. Just pick up where you left off. The order matters more than the calendar.

Your 30-Day Plan

Check off each day as you go. Stay on track!

Day	Topic	✓
1	What Is a Ratio?	<input type="checkbox"/>
2	Using Ratio Language	<input type="checkbox"/>
3	What Is a Rate?	<input type="checkbox"/>
4	Finding the Unit Rate	<input type="checkbox"/>
5	Tables of Equivalent Ratios	<input type="checkbox"/>
6	Graphing Ratios	<input type="checkbox"/>
7	What Is a Percent?	<input type="checkbox"/>
8	Solving Percent Problems	<input type="checkbox"/>
9	Rate & Ratio Word Problems	<input type="checkbox"/>
10	Converting Measurement Units	<input type="checkbox"/>
11	Dividing Fractions by Fractions	<input type="checkbox"/>
12	Multi-Digit Division	<input type="checkbox"/>
13	Decimal Operations	<input type="checkbox"/>
14	GCF and LCM	<input type="checkbox"/>
15	The Distributive Property	<input type="checkbox"/>

Day	Topic	✓
16	Positive & Negative Numbers	<input type="checkbox"/>
17	Absolute Value & Ordering	<input type="checkbox"/>
18	The Coordinate Plane	<input type="checkbox"/>
19	Exponents & Powers	<input type="checkbox"/>
20	Order of Operations	<input type="checkbox"/>
21	Algebraic Expressions	<input type="checkbox"/>
22	One-Step Equations	<input type="checkbox"/>
23	Inequalities	<input type="checkbox"/>
24	Area of Triangles	<input type="checkbox"/>
25	Area of Parallelograms	<input type="checkbox"/>
26	Volume of Rectangular Prisms	<input type="checkbox"/>
27	Nets & Surface Area	<input type="checkbox"/>
28	Mean, Median, and Range	<input type="checkbox"/>
29	Dot Plots, Histograms, Box Plots	<input type="checkbox"/>
30	Review & Final Practice	<input type="checkbox"/>

 My start date: _____

Target finish date: _____

You don't have to be perfect every day. Just show up and do the work.

Progress Tracker

Color in each day as you complete it. Watch the grid fill up!

Day 1	Day 2	Day 3	Day 4	Day 5
Day 6	Day 7	Day 8	Day 9	Day 10
Day 11	Day 12	Day 13	Day 14	Day 15
Day 16	Day 17	Day 18	Day 19	Day 20
Day 21	Day 22	Day 23	Day 24	Day 25
Day 26	Day 27	Day 28	Day 29	Day 30

10

done!

20

Almost there!

30

Complete!

Every day you complete makes the next one easier. Keep the streak alive!

Formula Reference Sheet

Area Formulas

Rectangle $A = l \times w$

Parallelogram $A = b \times h$

Triangle $A = \frac{1}{2} \times b \times h$

Trapezoid $A = \frac{1}{2}(b_1 + b_2) \times h$

Volume

Rectangular $V = l \times w \times h$

Prism

Surface Area

Find the area of each face, then add them all up.

Rectangular Prism:

$$SA = 2lw + 2lh + 2wh$$

Order of Operations

P Parentheses first

E Exponents

M/D Multiply & Divide (left to right)

A/S Add & Subtract (left to right)

Ratios & Percents

Ratio: $a : b$ or $\frac{a}{b}$

Unit rate: amount per 1 unit

Percent: a ratio out of 100

$$\text{Part} = \text{Percent} \times \text{Whole}$$

Integers & Absolute Value

Integers:

$\dots, -3, -2, -1, 0, 1, 2, 3, \dots$

$$|-5| = 5 \quad |5| = 5$$

Absolute value = distance from 0

Expressions & Equations

Exponent: $3^4 = 3 \times 3 \times 3 \times 3 = 81$

Variable: a letter that stands for a number

Equation: two expressions joined by =

Inequality: uses $<$, $>$, \leq , \geq

Coordinate Plane

Ordered pair: (x, y)

x-axis: horizontal **y-axis:** vertical

Origin: $(0, 0)$

Four quadrants (I, II, III, IV)

Statistics

Mean: sum of values \div count

Median: middle value (sorted)

Range: max $-$ min

Key Math Vocabulary

Words you'll see again and again in Grade 6 math.

Ratios & Rates

Ratio — A comparison of two quantities.

Equivalent ratios — Ratios that represent the same relationship.

Rate — A ratio comparing two different units.

Unit rate — A rate with a denominator of 1.

Percent — A ratio that compares a number to 100.

The Number System

Integer — A whole number or its opposite (...-2, -1, 0, 1, 2 ...).

Rational number — Any number that can be written as a fraction.

Absolute value — The distance of a number from zero on a number line.

Opposite — Two numbers the same distance from zero on opposite sides.

Reciprocal — Flip the numerator and denominator: the reciprocal of $\frac{2}{3}$ is $\frac{3}{2}$.

GCF — Greatest Common Factor — the largest factor shared by two numbers.

LCM — Least Common Multiple — the smallest multiple shared by two numbers.

Expressions & Equations

Variable — A letter that represents an unknown number.

Coefficient — The number multiplied by a variable (6 in $6x$).

Constant — A fixed number with no variable (+3 in $2x + 3$).

Expression — Numbers, variables, and operations combined (no = sign).

Equation — A statement that two expressions are equal.

Inequality — A statement that uses $<$, $>$, \leq , or \geq .

Exponent — Tells how many times to multiply a base by itself.

Distributive property — $a(b + c) = ab + ac$.

Geometry

Area — The space inside a flat shape, in square units.

Base — The bottom side of a shape (or any side used for the formula).

Height — The perpendicular distance from the base to the top.

Volume — The space inside a 3-D shape, in cubic units.

Surface area — The total area of all faces of a 3-D shape.

Net — A flat pattern that folds into a 3-D shape.

Face — A flat surface of a solid figure.

Edge — The line segment where two faces meet.

Vertex — A point where edges meet.

Coordinate Plane

Ordered pair — A pair (x, y) that names a location on the plane.

Origin — The point $(0, 0)$ where the axes cross.

Quadrant — One of the four sections of the coordinate plane.

x -axis — The horizontal number line.

y -axis — The vertical number line.

Statistics & Data

Mean — The average — sum of values divided by the count.

Median — The middle value when data is in order.

Range — The difference between the greatest and least values.

Dot plot — A number line with dots showing data frequency.

Histogram — A bar graph that shows data grouped in intervals.

Box plot — A diagram showing the five-number summary of data.

IQR — Interquartile Range — the spread of the middle 50% of data.

MAD — Mean Absolute Deviation — average distance from the mean.



Get Online



Find more at

[ViewMath.com/INSERT-STATE-CODE-HERE-Grade6](https://www.viewmath.com/INSERT-STATE-CODE-HERE-Grade6)








ViewMath.com



Take Your Learning Online with ViewMath Academy!

For Parents, Teachers & Students

Love what you're reading? ViewMath Academy is your **free online companion** to this book — practice what you learn, track your progress, and master every topic!

-  **Topic Quizzes** — Test yourself on each topic right after you study it in this book
-  **Interactive Lessons** — Revisit any concept with online lessons that match each chapter
-  **Progress Tracking** — Watch your mastery grow as you work through the book
-  **Adaptive Practice** — Get more questions on topics where you need extra help
-  **Practice Tests** — When you're ready, take a full practice test and analyze your score online



Scan to visit ViewMath Academy

ViewMath.com/INSERT-STATE-CODE-HERE-Grade6

 Free to use • No downloads required • Works on any device



WEEK

1

Ratios, Rates, and Percents

 *This Week's Days* 

1.1 *What Is a Ratio?* **1**



★ 1.1 What Is a Ratio? ★

What Is a Ratio?

🎯 Learning Goals

- Understand that a ratio compares two quantities
- Write ratios in three different forms
- Identify and describe ratios in everyday situations

🌍 Ratios Are Everywhere

Imagine you're making a fruit smoothie. The recipe says to use 2 cups of strawberries for every 3 cups of banana. That "2 for every 3" is a **ratio** — and you use ratios all the time, whether you realize it or not!

🎓 What Is a Ratio?

A **ratio** is a comparison of two quantities. It tells you how much of one thing there is compared to another.

For example, if a bag has 5 red marbles and 3 blue marbles, you can compare them with a ratio:

- The ratio of red to blue is 5 to 3.
- The ratio of blue to red is 3 to 5.

Order matters! The ratio 5 to 3 is NOT the same as 3 to 5.



Get Online



Find more at

[ViewMath.com/INSERT-STATE-CODE-HERE-Grade6](https://www.viewmath.com/INSERT-STATE-CODE-HERE-Grade6)



ViewMath.com



“ Think of a ratio like a recipe — the order of the ingredients matters! “2 cups flour to 1 cup sugar” is very different from “1 cup flour to 2 cups sugar.” ”

Three Ways to Write a Ratio

You can write the same ratio in three different forms:

Words	Colon	Fraction
5 to 3	5 : 3	$\frac{5}{3}$

All three mean the same thing: for every 5 of the first quantity, there are 3 of the second.



TIP

When you write a ratio as a fraction, it does NOT mean “5 divided by 3.” It’s still a comparison. The context tells you it’s a ratio, not a division problem.

Writing Ratios from a Picture

A parking lot has 4 trucks and 7 cars.

Write the ratio of trucks to cars in three ways.

Solution:

1. Identify the two quantities: trucks = 4, cars = 7.
2. Write the ratio in order — trucks first, cars second.

Words	Colon	Fraction
4 to 7	4 : 7	$\frac{4}{7}$



Get Online



Find more at

[ViewMath.com/INSERT-STATE-CODE-HERE-Grade6](https://www.viewmath.com/INSERT-STATE-CODE-HERE-Grade6)



What about the ratio of cars to trucks?

✓ **Answer:** 7 to 4, 7 : 4, $\frac{7}{4}$

Part-to-Part vs. Part-to-Whole

A classroom has 12 boys and 18 girls.

Part-to-Part:

- Boys to girls: 12 : 18
- Girls to boys: 18 : 12

Part-to-Whole:

- Total students: $12 + 18 = 30$
- Boys to total: 12 : 30
- Girls to total: 18 : 30

Part-to-part ratios compare one part of a group to another part.

Part-to-whole ratios compare one part to the entire group.

Always read the problem carefully to know which type is being asked for!

The same situation can give you many different ratios depending on what you're comparing.

Identifying Ratios in Real Life

A pizza shop sells 3 cheese pizzas for every 2 pepperoni pizzas. On Saturday they sold 15 cheese pizzas. How many pepperoni pizzas did they sell?

Solution:



Get Online



Find more at

[ViewMath.com/INSERT-STATE-CODE-HERE-Grade6](https://www.viewmath.com/INSERT-STATE-CODE-HERE-Grade6)



1. The ratio of cheese to pepperoni is 3 : 2.
2. They sold 15 cheese pizzas. That's $15 \div 3 = 5$ groups of 3.
3. So there must be 5 groups of 2 pepperoni pizzas: $5 \times 2 = 10$.

✔ **Answer:** They sold 10 pepperoni pizzas.

⚠ **Watch the Order!**

If a problem says "the ratio of cats to dogs is 3 : 5," that means:

- Cats = 3, Dogs = 5 ✔
- Dogs = 3, Cats = 5 **WRONG!**

Always match the first number to the first thing named, and the second number to the second thing named.



Get Online



Find more at

[ViewMath.com/INSERT-STATE-CODE-HERE-Grade6](https://www.viewmath.com/INSERT-STATE-CODE-HERE-Grade6)



ViewMath.com



 **What Is a Ratio? – Practice** **Write the Ratio**

A bag contains 6 apples and 10 oranges. Write each ratio in all three forms (words, colon, fraction).

1. The ratio of apples to oranges.
2. The ratio of oranges to apples.
3. The ratio of apples to total fruit.

Read and Write Ratios

4. A recipe uses 3 eggs and 5 cups of flour. What is the ratio of eggs to flour?
5. In a class, there are 14 students who walk to school and 8 who ride the bus. Write the ratio of bus riders to walkers as a fraction.
6. A team won 9 games and lost 6 games. Write the ratio of wins to total games played.

Apply It

7. A store sells phones and tablets in a ratio of 5 : 2. If the store sold 20 phones, how many tablets did it sell?
8. At a concert, the ratio of adults to children is 7 : 3. If there are 21 adults, how many children are there?

**Get Online**

Find more at

[ViewMath.com/INSERT-STATE-CODE-HERE-Grade6](https://www.viewmath.com/INSERT-STATE-CODE-HERE-Grade6)

*You just learned ratios — one of
the most useful ideas in all of math!*

PREVIEW



Get Online



Find more at

[ViewMath.com/INSERT-STATE-CODE-HERE-Grade6](https://www.viewmath.com/INSERT-STATE-CODE-HERE-Grade6)



WEEK

2

Expressions and Equations

 *This Week's Days* 

2.1 *Exponents and Order of Operations* 8



★ 2.1 Exponents and Order of Operations ★

🎯 Learning Goals

- Write repeated multiplication using exponents
- Evaluate expressions with whole-number exponents
- Apply the order of operations (PEMDAS)

🎓 Exponents

An **exponent** tells you how many times to multiply the base by itself.

$$3^4 = 3 \times 3 \times 3 \times 3 = 81$$

- 3 is the **base** — the number being multiplied.
- 4 is the **exponent** — how many times.
- We say “3 to the fourth power.”

Any number to the power of 1 is itself: $7^1 = 7$. Any number to the power of 0 is 1: $5^0 = 1$.

✏️ Order of Operations (PEMDAS)

Evaluate: $5 + 2 \times 3^2$

Solution:

1. Exponents first: $3^2 = 9$.
2. Multiply: $2 \times 9 = 18$.
3. Add: $5 + 18 = 23$.



Get Online



Find more at

[ViewMath.com/INSERT-STATE-CODE-HERE-Grade6](https://www.viewmath.com/INSERT-STATE-CODE-HERE-Grade6)



✔ **Answer:** 23



“PEMDAS: *Par*entheses, *Ex*ponents, *Mu*ltiply/*Di*vide (left to right), *Ad*d/*Sub*tract (left to right).”

PREVIEW



Get Online



Find more at

[ViewMath.com/INSERT-STATE-CODE-HERE-Grade6](https://www.viewmath.com/INSERT-STATE-CODE-HERE-Grade6)



ViewMath.com



 *Exponents and Order of Operations Practice* *Write Using Exponents*

1. $7 \times 7 \times 7$

2. $2 \times 2 \times 2 \times 2 \times 2$

Evaluate

3. 4^3

4. $10^2 - 6 \times 5$

Apply PEMDAS

5. $(8 + 2)^2 \div 5$

6. *Maria says $3 + 4 \times 2 = 14$. Jake says the answer is 11. Who is correct?*

Get Online



Find more at

[ViewMath.com/INSERT-STATE-CODE-HERE-Grade6](https://www.viewmath.com/INSERT-STATE-CODE-HERE-Grade6)

Answer Key

Try each problem on your own first, then check your work here.

Chapter 1

1 6 to 10, $6 : 10$, $\frac{6}{10}$

2 10 to 6, $10 : 6$, $\frac{10}{6}$

3 6 to 16, $6 : 16$, $\frac{6}{16}$

4 $3 : 5$

5 $\frac{8}{14}$

6 $9 : 15$

7 8 tablets

8 9 children

Explanations

1 Apples first, then oranges.

2 Oranges first, then apples.

3 $Total = 6 + 10 = 16$. This is a part-to-whole ratio.

6 $Total\ games = 9 + 6 = 15$.

7 $20 \div 5 = 4$ groups. $4 \times 2 = 8$ tablets.

8 $21 \div 7 = 3$ groups. $3 \times 3 = 9$ children.



 Chapter 21 7^3 2 2^5

3 64

4 70

5 20

6 Jake

 Explanations

1 The base 7 is multiplied 3 times.

2 The base 2 is multiplied 5 times.

3 $4 \times 4 = 16$, then $16 \times 4 = 64$.4 Exponent: $10^2 = 100$. Multiply: $6 \times 5 = 30$. Subtract: $100 - 30 = 70$.5 Parentheses: $8 + 2 = 10$. Exponent: $10^2 = 100$. Divide: $100 \div 5 = 20$.6 Multiply first: $4 \times 2 = 8$. Then add: $3 + 8 = 11$. Maria added before multiplying.

Well done checking your answers!

Keep practicing to strengthen your skills.



Get Online

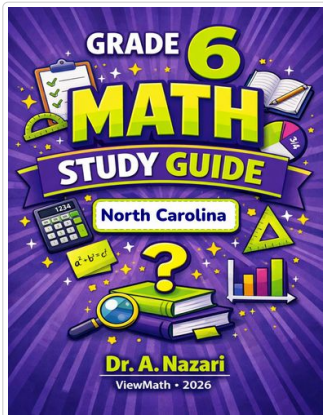


Find more at

[ViewMath.com/INSERT-STATE-CODE-HERE-Grade6](https://www.viewmath.com/INSERT-STATE-CODE-HERE-Grade6)

 **Great Job! Keep Learning with ViewMath!**

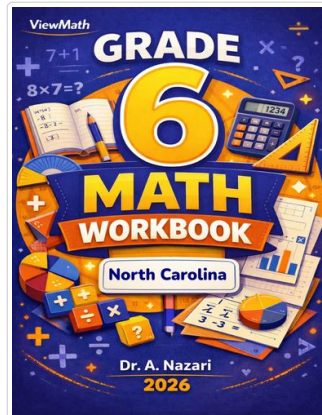
Keep up the great work! Visit viewmath.com/NC-Grade6 for free lessons, quizzes, and more.



Study Guide



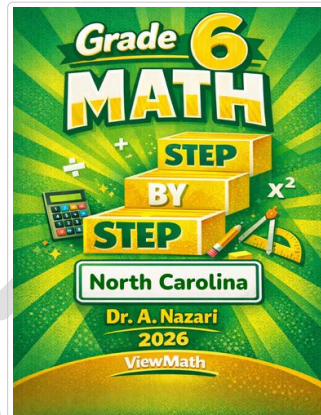
Scan Me



Workbook



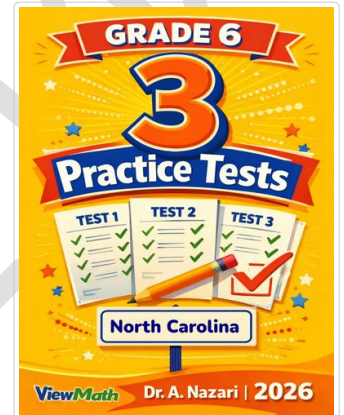
Scan Me



Step-by-Step



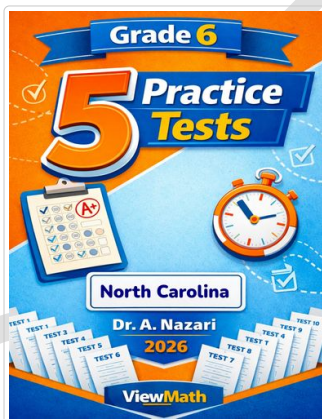
Scan Me



3 Practice Tests



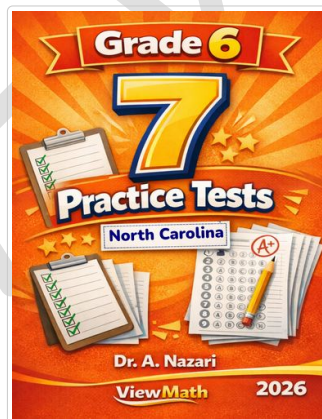
Scan Me



5 Practice Tests



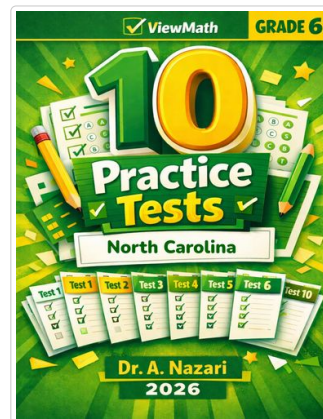
Scan Me



7 Practice Tests



Scan Me



10 Practice Tests




Scan Me



Get Online



Find more at ViewMath.com/INSERT-STATE-CODE-HERE-Grade6



THANK YOU

Enjoyed This Preview?

Get the Full Book!

This preview shows just a small sample of what's inside.

The complete book includes:

- ✓ *All chapters and topics*
- ✓ *Hundreds of practice problems*
- ✓ *Complete answer key with explanations*
- ✓ *Colorful visuals and step-by-step examples*
- ✓ *Reference sheets and progress trackers*

 Visit us at [ViewMath.com](https://www.viewmath.com) for free resources and more books!