

Missouri MAP Grade 6 to Grade 7 Math Summer Bridge Workbook

8-Week Review and Readiness Workbook with Answer Key

Dr. A. Nazari

Copyright © 2026 Dr. A. Nazari

PUBLISHED BY VIEW MATH EDUCATION

VIEWMATH.COM

All rights reserved. No part of this publication may be reproduced, distributed, or transmitted in any form or by any means, including photocopying, recording, or other electronic or mechanical methods, without the prior written permission of the author, except in the case of brief quotations embodied in critical reviews and certain other noncommercial uses permitted by copyright law, including Section 107 or 108 of the 1976 United States Copyright Act.

The information in this book is distributed on an “as is” basis, without warranty. While every precaution has been taken in the preparation of this work, neither the author nor the publisher shall have any liability to any person or entity with respect to any loss or damage caused or alleged to be caused directly or indirectly by the information contained in this book.

Copyright © 2026

Summer Math Bridge

Grade 6 to Grade 7 Workbook

This book is a bridge: it keeps Grade 6 math strong while making the first month of Grade 7 feel familiar.

Students revisit the Grade 6 ideas that matter most—ratios, rates, percents, rational numbers, expressions, equations, geometry, measurement, statistics, and data—then preview the Grade 7 language connected to proportional relationships, rational-number operations, scale drawings, circles, probability, and inference. Families and teachers get a clear summer plan without needing to build one from scratch.



For families and teachers

Use one page per day, about 20 minutes. Let students try first, then use the answer explanations as quick reteaching after mistakes. Friday mixed reviews show which skills are ready and which need another short review.

For students

Show your thinking, label units, and fix missed problems. The goal is not to rush through the workbook; the goal is to start Grade 7 ready to build on what you already know.

How to Use This Bridge Workbook

One focused page at a time. One bridge toward Grade 7.



The page order is the plan.

Move through the workbook one day at a time. Each week has four focused lesson days and one Friday mixed review, with longer practice sets so students can build fluency before Grade 7.



Lesson days Read the short review, study the Quick Review, and complete the workbook practice set.

Friday review Complete the mixed review without rushing. Use it to see which weekly skills are solid and which need another look.

Review answers Check the answer key, then read the explanation for every missed problem. Correct the work in pencil before moving on.

Extra support If a skill is shaky, do one similar problem the next day before starting the new page.



Keep a steady pace

Aim for about 20 minutes, then stop.



Show thinking

Use equations, graphs, labels, and units.



Fix mistakes

Read the explanation and correct missed work.

PREVIEW



Get Online



Find more at
[ViewMath.com/MO-Grade6](https://www.viewmath.com/MO-Grade6)



✓ My 8-Week Bridge Tracker

Check off each lesson and write a note or score for each Friday mixed review.

This bridge workbook belongs to: _____

Week	Focus	Mon	Tue	Wed	Thu	Friday Review
1	Ratios and proportional relationships	<input type="checkbox"/>	<input type="checkbox"/>	<input type="checkbox"/>	<input type="checkbox"/>	_____
2	Percents and real-world rates	<input type="checkbox"/>	<input type="checkbox"/>	<input type="checkbox"/>	<input type="checkbox"/>	_____
3	Rational numbers and the coordinate plane	<input type="checkbox"/>	<input type="checkbox"/>	<input type="checkbox"/>	<input type="checkbox"/>	_____
4	Expressions, equations, and inequalities	<input type="checkbox"/>	<input type="checkbox"/>	<input type="checkbox"/>	<input type="checkbox"/>	_____
5	Relationships, rules, and scale drawings	<input type="checkbox"/>	<input type="checkbox"/>	<input type="checkbox"/>	<input type="checkbox"/>	_____
6	Geometry and measurement	<input type="checkbox"/>	<input type="checkbox"/>	<input type="checkbox"/>	<input type="checkbox"/>	_____
7	Statistics and comparing data	<input type="checkbox"/>	<input type="checkbox"/>	<input type="checkbox"/>	<input type="checkbox"/>	_____
8	Probability and Grade 7 readiness	<input type="checkbox"/>	<input type="checkbox"/>	<input type="checkbox"/>	<input type="checkbox"/>	_____

Reflection Notes

After any Friday mixed review, write the question number, what you noticed, and one comment that will help you next time. Use this space for problems you missed, guessed on, or want to remember.

One Grade 6 skill I kept strong: _____

One Grade 7 skill I am ready to learn: _____

Formula Reference Sheet

Area Formulas

Rectangle $A = l \times w$

Parallelogram $A = b \times h$

Triangle $A = \frac{1}{2} \times b \times h$

Trapezoid $A = \frac{1}{2}(b_1 + b_2) \times h$

Volume

Rectangular Prism $V = l \times w \times h$

Prism

Surface Area

Find the area of each face, then add them all up.

Rectangular Prism:

$$SA = 2lw + 2lh + 2wh$$

Order of Operations

P Parentheses first

E Exponents

M/D Multiply & Divide (left to right)

A/S Add & Subtract (left to right)

Ratios & Percents

Ratio: $a : b$ or $\frac{a}{b}$

Unit rate: amount per 1 unit

Percent: a ratio out of 100

$$\text{Part} = \text{Percent} \times \text{Whole}$$

Integers & Absolute Value

Integers:

$\dots, -3, -2, -1, 0, 1, 2, 3, \dots$

$$|-5| = 5 \quad |5| = 5$$

Absolute value = distance from 0

Expressions & Equations

Exponent: $3^4 = 3 \times 3 \times 3 \times 3 = 81$

Variable: a letter that stands for a number

Equation: two expressions joined by =

Inequality: uses $<$, $>$, \leq , \geq

Coordinate Plane

Ordered pair: (x, y)

x-axis: horizontal **y-axis:** vertical

Origin: $(0, 0)$

Four quadrants (I, II, III, IV)

Statistics

Mean: sum of values \div count

Median: middle value (sorted)

Range: max – min

WEEK

1

Ratios and Proportional Relationships

This Week's Days

Week 1 Day 1: Ratio Language

Week 1 Day 2: Rates and Unit Rates

Week 1 Day 5: Week 1 Ratios and Proportional Relationships Mixed Review



Day 1

Ratio Language


WORKBOOK LAB

 Read it  Model it  Use it

A ratio compares two quantities. The order matters because the first number must match the first quantity named.

Words	Colon	Fraction
5 apples to 3 oranges	5:3	$\frac{5}{3}$

-  A part-to-part ratio compares one part of a group to another part.
-  A part-to-whole ratio compares one part to the total group.
-  The words “for every” and “for each” describe equal ratio relationships.
-  For a part-to-whole ratio, add all parts first to find the whole.
-  Reversing the order changes the comparison.

 **Coach Tip:** Before writing a ratio, underline the two quantities in the order the problem names them.

Write ratio forms.

- 1 A basket has 9 red apples and 6 green apples. Write the ratio of red apples to green apples in three forms. _____
- 2 Use the table to write the ratio of green apples to total apples. _____

Apple color	Number
Red	9
Green	6

- 3 A recipe uses 4 cups of oats for every 3 cups of dried fruit. Write the ratio of dried fruit to oats.

- 4 The tape diagram shows adults and students at a meeting. Write the ratio of adults to students.

Adults
 Students



Get Online



Find more at
[ViewMath.com/MO-Grade6](https://www.viewmath.com/MO-Grade6)



Part-to-part and part-to-whole.

- 5 A class has 14 students wearing sneakers and 10 students wearing boots. Is sneakers to boots part-to-part or part-to-whole? _____
- 6 Use the table to write the ratio of boots to total students. _____

Footwear	Students
Sneakers	14
Boots	10


- 7 A shelf has 8 fiction books, 5 nonfiction books, and 7 graphic novels. Write fiction books to total books. _____
- 8 Which ratio is part-to-whole?
 - A. dogs to cats
 - B. blue marbles to total marbles
 - C. boys to girls
 - D. pencils to pens

Use ratio language.

- 9 True or False: The ratio 7:2 means the same comparison as 2:7. True False
- 10 Write a "for every" sentence for 5 adults to 12 students. _____
- 11 The diagram shows circles and squares. Write the ratio of squares to circles. _____
 □ □ □ □
 ○ ○ ○ ○ ○ ○
- 12 At a club meeting, there are 5 adults for every 12 students. If there are 24 students, how many adults are there? _____
- 13 Which statement matches the ratio 3:8?
 - A. For every 8 cups of rice, there are 3 cups of beans.
 - B. For every 3 cups of rice, there are 8 cups of beans.
 - C. There are 11 cups of rice for every 3 cups of beans.
 - D. There are 8 total cups and 3 cups of beans.



Find more at [ViewMath.com/MO-Grade6](https://www.viewmath.com/MO-Grade6)



Day 2






Rates and Unit Rates


WORKBOOK LAB

 Read it  Model it  Use it

A rate compares quantities with different units. A unit rate tells the amount for 1 unit.

$$\frac{180 \text{ miles}}{3 \text{ hours}} = \frac{60 \text{ miles}}{1 \text{ hour}} = 60 \text{ miles per hour}$$

-  The word per means “for each one.”
-  Divide total amount by number of units to find a unit rate.
-  Keep the units in the answer so the rate has meaning.
-  Unit rates compare speeds, prices, wages, and production.
-  For better buys, compare the price for one item.

 **Coach Tip:** A unit rate should usually include the word per, such as dollars per pound or miles per hour.

Identify and write rates.

- 1 A cyclist rides 36 miles in 3 hours. Write this as a rate using the word “per.”

- 2 Which comparison is a rate?

A. 8 red tiles to 5 blue tiles	B. 12 dollars for 4 pounds
C. 6 girls to 7 boys	D. 9 forks to 9 plates
- 3 Use the table to write a rate for pages read per minutes. _____

Pages	45
Minutes	30

- 4 The double number line shows miles and hours. What rate is shown? _____



Get Online



Find more at
[ViewMath.com/MO-Grade6](https://www.viewmath.com/MO-Grade6)



Find unit rates.

- 5 Find the cyclist's unit rate for 36 miles in 3 hours. _____
- 6 A 6-pack of notebooks costs \$9.30. What is the cost per notebook? _____
- 7 Use the ratio table to find boxes packed per minute. _____

Minutes	7	1
Boxes	420	_____

- 8 A printer makes 96 flyers in 8 minutes. How many flyers does it make per minute?

Compare and apply unit rates.

- 9 Store A sells 8 granola bars for \$5.60. Store B sells 12 granola bars for \$7.80. Which store has the lower unit price? _____
- 10 Use the table. Which worker earns more per hour?

Worker	Pay	Hours
Maya	\$72	9
Leo	\$65	5

- 11 Maya earns \$72 for 9 hours of tutoring. At that same rate, how much will she earn for 14 hours?

- 12 Which deal has the greatest number of ounces per dollar?
 - A. 24 ounces for \$3
 - B. 30 ounces for \$5
 - C. 36 ounces for \$6
 - D. 20 ounces for \$4
- 13 A car travels 255 miles on 10 gallons of gas. What is the unit rate in miles per gallon?



Find more at [ViewMath.com/MO-Grade6](https://www.viewmath.com/MO-Grade6)



Day 5

Week 1 Ratios and Proportional Relationships Mixed Review

 WORKBOOK LAB

 Read it  Model it  Use it

This mixed review brings together ratio language, rates, unit rates, ratio tables, and proportional graphs.

-  Keep ratio order tied to the words in the problem.
-  Divide to find unit rates such as miles per hour or dollars per item.
-  Ratio tables show equivalent pairs made by the same multiplier.
-  Proportional graphs are straight lines through $(0, 0)$.
-  The quotient $\frac{y}{x}$ gives the unit rate for a proportional relationship.

 **Coach Tip:** On mixed review, label the quantities first; then decide whether the problem is a ratio, rate, table, or graph problem.

Ratios and ratio language.

- 1 A basket has 12 peaches and 8 plums. Write the ratio of peaches to plums in simplest form.

- 2 Use the table to write plums to total fruit. _____

Fruit	Number
Peaches	12
Plums	8

- 3 True or False: A ratio of 9:5 is the same comparison as 5:9.

 True

 False

Rates and unit rates.

- 4 A train travels 210 miles in 3 hours. What is the unit rate? _____
- 5 Which comparison is a rate?
 - A. 5 red blocks to 8 blue blocks
 - B. 12 dollars for 4 pounds
 - C. 7 girls to 6 boys
 - D. 3 pens to 9 pencils
- 6 Which is the better buy: 5 folders for \$3.75 or 8 folders for \$5.20? _____



Get Online


 Find more at
[ViewMath.com/MO-Grade6](https://www.viewmath.com/MO-Grade6)



ANSWER KEY

Answer Key & Explanations

Use the answers to check your work, then read the explanations to learn the method.

✔ **How to review**

First compare your final answer. If it does not match, read the explanation slowly and redo the problem beside it. The goal is to understand the move that gets you from the question to the final answer.

 **Week 1 Day 1: Ratio Language**
 **Answers**

1 9 to 6, 9:6, $\frac{9}{6}$

2 6:15, or 2:5

3 3:4

4 5:12

5 Part-to-part

6 10:24, or 5:12

7 8:20, or 2:5

8 B

9 False

10 For every 5 adults, there are 12 students.

11 4:6, or 2:3

12 10 adults

13 B

 **Explanations**

1 Red apples are named first, so 9 comes first. The same comparison can be written with words, a colon, or a fraction bar.

2 This compares green apples to all apples, so add $9 + 6 = 15$. The ratio 6:15 simplifies by dividing both terms by 3.

3 The problem asks for dried fruit first. Dried fruit is 3 cups and oats are 4 cups, so the ratio is 3:4.

4 Count the boxes in the adult row and the student row. There are 5 adult parts and 12 student parts, so the ratio is 5:12.

5 Sneakers and boots are two parts of the same class group. A part-to-whole ratio would compare one shoe group to the total number of students.

6 Boots are compared to all students, so the whole is $14 + 10 = 24$. Divide 10:24 by 2 to simplify to 5:12.

7 Add all books to get the whole: $8 + 5 + 7 = 20$. Fiction books are 8 of the 20 books, and 8:20 simplifies to 2:5.

8 A part-to-whole ratio compares one category with the entire group. Blue marbles to total marbles matches that idea.

9 Ratio order matters. The ratio 7:2 names 7 of the first quantity for every 2 of the second, while 2:7 reverses the quantities.

10 The sentence should keep the same order as the ratio. Adults are first and students are second.

11 The question asks for squares first, then circles. There are 4 squares and 6 circles, so the ratio is 4:6, which simplifies to 2:3.



Get Online



Find more at
[ViewMath.com/MO-Grade6](https://www.viewmath.com/MO-Grade6)



- 12 The students doubled from 12 to 24. Multiply the adults by the same factor: $5 \times 2 = 10$.
- 13 The first number in 3:8 matches the first quantity named. Choice B keeps 3 rice cups first and 8 bean cups second.

📅 Week 1 Day 2: Rates and Unit Rates

✔ Answers

- 1 36 miles per 3 hours 2 B 3 45 pages per 30 minutes 4 48 miles per 4 hours
- 5 12 miles per hour 6 \$1.55 per notebook 7 60 boxes per minute
- 8 12 flyers per minute 9 Store B 10 Leo 11 \$112 12 A
- 13 25.5 miles per gallon

💡 Explanations

- 1 A rate compares two different units, here miles and hours. This rate is not yet a unit rate because it is for 3 hours.
- 2 A rate compares quantities with different units. Dollars and pounds are different units, so choice B is a rate.
- 3 The table gives pages and minutes, which are different units. Writing pages per minutes keeps the labels in the same order.
- 4 The line pairs 48 miles with 4 hours at the last tick. This is the full rate shown by the diagram.
- 5 Unit rate means distance for 1 hour. Divide 36 by 3 to get 12 miles per hour.
- 6 Divide the total cost by the number of notebooks. $\$9.30 \div 6 = \1.55 , so each notebook costs \$1.55.
- 7 The table changes from 7 minutes to 1 minute by dividing by 7. Divide 420 boxes by 7 to get 60 boxes per minute.



Get Online



Find more at
[ViewMath.com/MO-Grade6](https://www.viewmath.com/MO-Grade6)



- 8 Divide total flyers by total minutes. $96 \div 8 = 12$, so the unit rate is 12 flyers per minute.
- 9 Store A costs $\$5.60 \div 8 = \0.70 per bar. Store B costs $\$7.80 \div 12 = \0.65 per bar, so Store B is cheaper.
- 10 Maya earns $\$72 \div 9 = \8 per hour. Leo earns $\$65 \div 5 = \13 per hour, so Leo earns more per hour.
- 11 First find the unit rate: $\$72 \div 9 = \8 per hour. Then multiply by 14 hours: $8 \times 14 = 112$.
- 12 Compute ounces per dollar: $24 \div 3 = 8$, $30 \div 5 = 6$, $36 \div 6 = 6$, and $20 \div 4 = 5$. Choice A has the greatest unit rate.
- 13 Miles per gallon means miles for 1 gallon. Divide 255 by 10 to get 25.5 miles per gallon.

📅 Week 1 Day 5: Week 1 Ratios and Proportional Relationships Mixed Review

✔ Answers

- 1 3:2 2 8:20, or 2:5 3 False 4 70 miles per hour 5 B 6 8 folders for \$5.20
 7 24; 15 8 9 9 No 10 (1, 4) 11 $y = 2.75x$ 12 False 13 8 cups 14 A

💡 Explanations

- 1 The ratio starts as 12:8 because peaches are named first. Divide both terms by 4 to simplify to 3:2.
- 2 This is part-to-whole because plums are compared with all fruit. The total is $12 + 8 = 20$, and 8:20 simplifies to 2:5.
- 3 Order matters in a ratio. Reversing the order changes which quantity is first and which is second.
- 4 Unit rate means the distance for 1 hour. Divide 210 by 3 to get 70 miles per hour.
- 5 A rate compares quantities with different units. Dollars and pounds are different units, so choice B is a rate.



Get Online



Find more at
[ViewMath.com/MO-Grade6](https://www.viewmath.com/MO-Grade6)



- 6 Find each unit price. $\$3.75 \div 5 = \0.75 per folder, and $\$5.20 \div 8 = \0.65 per folder, so the 8-folder option is cheaper.
- 7 From 3 to 9, multiply by 3, so $8 \times 3 = 24$. From 8 to 40, multiply by 5, so $3 \times 5 = 15$.
- 8 Divide y by x for either point. $18 \div 2 = 9$ and $45 \div 5 = 9$, so the unit rate is 9.
- 9 The line shows a unit rate of 8, so when $x = 4$, y should be 32. The point $(4, 28)$ is below the line.
- 10 The constant of proportionality is $28 \div 7 = 4$. The point where $x = 1$ is $(1, 4)$.
- 11 The unit price is $\$11 \div 4 = \2.75 per pound. Total cost equals 2.75 times the pounds.
- 12 A proportional graph must pass through $(0, 0)$. Crossing at $(0, 2)$ means there is an output when the input is 0.
- 13 Water changes from 5 parts to 20 cups, which is multiplying by 4. Multiply pineapple juice by the same factor: $2 \times 4 = 8$.
- 14 Compute each words-per-minute rate. The rates are 12, 9, 10, and 9, so choice A is greatest.

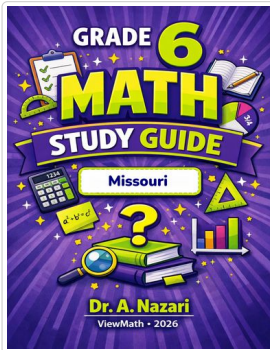


Get Online

Find more at
[ViewMath.com/MO-Grade6](https://www.viewmath.com/MO-Grade6)

Great Job! Keep Learning with ViewMath!


Keep up the great work! Visit viewmath.com/MO-Grade6 for free lessons, practice, and more.



Study Guide




Scan Me



Workbook




Scan Me



Step-by-Step




Scan Me



3 Practice Tests




Scan Me



5 Practice Tests




Scan Me



7 Practice Tests



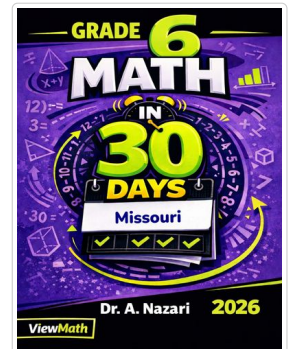
Scan Me



10 Practice Tests




Scan Me



Math in 30 Days




Scan Me




Summer Review




Scan Me



Summer Bridge



Summer Workbook



Quizzes



Scan Me



Get Online



Find more at ViewMath.com/MO-Grade6



THANK YOU

Enjoyed This Preview?

Get the Full Book!

This preview shows just a small sample of what's inside.

The complete book includes:

- ✓ *All chapters and topics*
- ✓ *Hundreds of practice problems*
- ✓ *Complete answer key with explanations*
- ✓ *Colorful visuals and step-by-step examples*
- ✓ *Reference sheets and progress trackers*

🌐 Visit us at [ViewMath.com](https://www.viewmath.com) for free resources and more books!