

# Vermont SBAC Grade 8 Math in 30 Days

*Day by Day Study Plan for Test Prep*

**Dr. A. Nazari**

Copyright © 2026 Dr. A. Nazari

Published by View Math Education

ViewMath.com

All rights reserved. No part of this publication may be reproduced, distributed, or transmitted in any form or by any means, including photocopying, recording, or other electronic or mechanical methods, without the prior written permission of the author, except in the case of brief quotations embodied in critical reviews and certain other noncommercial uses permitted by copyright law, including Section 107 or 108 of the 1976 United States Copyright Act.

The information in this book is distributed on an “as is” basis, without warranty. While every precaution has been taken in the preparation of this work, neither the author nor the publisher shall have any liability to any person or entity with respect to any loss or damage caused or alleged to be caused directly or indirectly by the information contained in this book.

*Copyright © 2026*

---

YOUR 30-DAY MATH PLAN

# Grade 6 Math in 30 Days

One Topic a Day • Clear Explanations • Daily Practice

---

Thirty days. That's all you need to build a solid foundation in Grade 6 math — or review everything before a big test.

Each day covers one focused topic with a clear explanation and practice problems. The schedule is designed so you learn ideas in the right order, with each day building on the one before.

Stick to the plan. One topic a day, 20–30 minutes of focused work. By day 30, you'll have covered every major concept.



## Follow the Plan

One topic each day,  
in order



## Do the Practice

Solve every problem  
and check answers



## Track Your Days

Check off each day  
on the tracker

# How to Use This Book

Same routine every day — simple and effective.

---

1

## Read today's topic

Each day starts with a clear explanation of one concept. Read it carefully — don't just skim.

2

## Study the example

A worked example shows you how it's done. Cover the solution and try it yourself before looking.

3

## Solve the practice problems

Do every problem. Write out your steps. Then check the answers at the back of the book.

4

## Mark your progress

Check off the day on the 30-Day Plan. Tomorrow, move to the next topic.

 **Daily time:** About **20–30 minutes**. That's it. Short, focused sessions work better than long, scattered ones.

 **Missed a day?** No problem. Just pick up where you left off. The order matters more than the calendar.

# Your 30-Day Plan

Check off each day as you go. Stay on track!

Day	Topic	✓
1	What Is a Ratio?	<input type="checkbox"/>
2	Using Ratio Language	<input type="checkbox"/>
3	What Is a Rate?	<input type="checkbox"/>
4	Finding the Unit Rate	<input type="checkbox"/>
5	Tables of Equivalent Ratios	<input type="checkbox"/>
6	Graphing Ratios	<input type="checkbox"/>
7	What Is a Percent?	<input type="checkbox"/>
8	Solving Percent Problems	<input type="checkbox"/>
9	Rate & Ratio Word Problems	<input type="checkbox"/>
10	Converting Measurement Units	<input type="checkbox"/>
11	Dividing Fractions by Fractions	<input type="checkbox"/>
12	Multi-Digit Division	<input type="checkbox"/>
13	Decimal Operations	<input type="checkbox"/>
14	GCF and LCM	<input type="checkbox"/>
15	The Distributive Property	<input type="checkbox"/>

Day	Topic	✓
16	Positive & Negative Numbers	<input type="checkbox"/>
17	Absolute Value & Ordering	<input type="checkbox"/>
18	The Coordinate Plane	<input type="checkbox"/>
19	Exponents & Powers	<input type="checkbox"/>
20	Order of Operations	<input type="checkbox"/>
21	Algebraic Expressions	<input type="checkbox"/>
22	One-Step Equations	<input type="checkbox"/>
23	Inequalities	<input type="checkbox"/>
24	Area of Triangles	<input type="checkbox"/>
25	Area of Parallelograms	<input type="checkbox"/>
26	Volume of Rectangular Prisms	<input type="checkbox"/>
27	Nets & Surface Area	<input type="checkbox"/>
28	Mean, Median, and Range	<input type="checkbox"/>
29	Dot Plots, Histograms, Box Plots	<input type="checkbox"/>
30	Review & Final Practice	<input type="checkbox"/>

 My start date: \_\_\_\_\_

Target finish date: \_\_\_\_\_

You don't have to be perfect every day. Just show up and do the work.

WEEK

1

## Irrational Numbers

 This Week's Days 

**1.1 Rational and Irrational Numbers** ..... 1

Day 1: Rational and Irrational Numbers<sup>3</sup>



★ 1.1 Rational and Irrational Numbers ★

PREVIEW



Get Online



Find more at  
[ViewMath.com/Grade8](https://www.viewmath.com/Grade8)





DAY

1

## *Rational and Irrational Numbers*

---

 *Today You Will Learn* 

- ✓ *Classify numbers as rational or irrational*
- ✓ *Convert repeating decimals into fractions*

 *Your Progress: Day 1 of 30*



*Ready to begin? →*

## 📖 Classifying Rational and Irrational Numbers

### 💡 Key Concept

What Makes a Number Rational? A **rational number** is any number that can be written as  $\frac{a}{b}$ , where  $a$  and  $b$  are integers and  $b \neq 0$ . This includes integers, terminating decimals, and repeating decimals. An **irrational number** cannot be written as a fraction of integers. Its decimal form goes on forever without repeating.

**Rational:**  $\frac{3}{4} = 0.75$ ,  $\frac{1}{3} = 0.\overline{3}$ ,  $-7$ ,  $0$

**Irrational:**  $\sqrt{2} \approx 1.41421\dots$ ,  $\pi \approx 3.14159\dots$

**Watch out:**  $\sqrt{4} = 2$ , which is rational. Only square roots of non-perfect squares are irrational.

### ✏️ Is It Rational or Irrational?

Classify each number: (a)  $\sqrt{9}$  (b)  $\sqrt{5}$  (c)  $0.1234\dots$  (non-repeating)

**Solution:**

- $\sqrt{9} = 3 = \frac{3}{1}$  ☑️ **rational**
- 5 is not a perfect square, so  $\sqrt{5}$  is a non-terminating, non-repeating decimal ☒ **irrational**
- A decimal that never terminates and never repeats ☒ **irrational**

## 📖 Turning Repeating Decimals into Fractions



Get Online



Find more at  
[ViewMath.com/Grade8](https://www.viewmath.com/Grade8)



 **Key Concept**

The Algebraic Method To convert a repeating decimal to a fraction, let  $x$  equal the decimal, multiply both sides by a power of 10 that shifts the repeating block, then subtract to eliminate the repeating part.

**Quick example:** Convert  $0.\overline{36}$  to a fraction.

$$x = 0.\overline{36} \quad \Rightarrow \quad 100x = 36.\overline{36}$$

Subtract:  $100x - x = 36.\overline{36} - 0.\overline{36}$ , so  $99x = 36$ , giving  $x = \frac{36}{99} = \frac{4}{11}$ .

 **Converting  $0.8\overline{3}$  to a Fraction**

Let  $x = 0.8333\dots$

Multiply by 10:  $10x = 8.333\dots$

Multiply by 100:  $100x = 83.333\dots$

Subtract:  $100x - 10x = 83.333\dots - 8.333\dots$

$$90x = 75, \text{ so } x = \frac{75}{90} = \frac{5}{6}$$



“ Every repeating decimal is a fraction in disguise — algebra reveals its true identity! ”

 **Practice**
**Classifying Numbers**

1. Classify  $\sqrt{16}$  as rational or irrational. Explain.
2. Is  $\sqrt{10}$  rational or irrational?



Get Online



Find more at  
[ViewMath.com/Grade8](http://ViewMath.com/Grade8)




3. True or false: Every integer is a rational number.
4. Which of the following is irrational? (A)  $\frac{22}{7}$  (B)  $\pi$  (C)  $0.\overline{142857}$  (D)  $-3$

### Repeating Decimals to Fractions

5. Convert  $0.\overline{7}$  to a fraction.
6. Convert  $0.\overline{45}$  to a fraction in lowest terms.
7. Convert  $0.1\overline{6}$  to a fraction.
8. A student says  $0.\overline{9} = 0.999\dots$  is less than 1. Show algebraically that  $0.\overline{9} = 1$ .

### Daily Challenge

9. The number  $\sqrt{n}$  is rational only when  $n$  is a **perfect square**. Find all integers  $n$  with  $1 \leq n \leq 50$  for which  $\sqrt{n}$  is rational, and state how many there are.

 **Key Takeaway:** Rational numbers can be written as  $\frac{a}{b}$  (integers); irrational numbers have non-terminating, non-repeating decimals — and the algebraic method proves every repeating decimal is rational.

 **Day Complete** 

I understand today's lesson     I finished the practice



Get Online



Find more at  
[ViewMath.com/Grade8](https://www.viewmath.com/Grade8)



WEEK

2

*Lines and Linear Equations*

 *This Week's Days* 

**2.1** *Slope as Rate of Change* ..... 7

*Day 9: Slope as Rate of Change*



★ 2.1 Slope as Rate of Change ★

PREVIEW



Get Online



Find more at  
[ViewMath.com/Grade8](https://www.viewmath.com/Grade8)





DAY

9


## *Slope as Rate of Change*

---

### *Today You Will Learn*

- ✓ *Calculate slope from two points using rise over run*
- ✓ *Interpret slope as a real-world rate of change*

 *Your Progress: Day 9 of 30*



*Ready to begin?* →

 **Key Concept**

What Is Slope? The **slope** of a line measures how steep it is:

$$m = \frac{\text{rise}}{\text{run}} = \frac{y_2 - y_1}{x_2 - x_1}$$

- **Positive slope** — the line rises from left to right.
- **Negative slope** — the line falls from left to right.
- **Zero slope** — the line is horizontal ( $y$  doesn't change).
- **Undefined slope** — the line is vertical ( $x$  doesn't change; division by zero).

In context, slope tells you: "For every 1-unit increase in  $x$ ,  $y$  changes by  $m$  units."

**Watch out:** Keep the order of the points consistent. If you start with  $y_2$  on top, use  $x_2$  on the bottom — never mix them.

 **Finding Slope from Two Points**

Find the slope of the line through  $(-1, 2)$  and  $(3, 10)$ .

**Step 1:** Label the points:  $(x_1, y_1) = (-1, 2)$  and  $(x_2, y_2) = (3, 10)$ .

**Step 2:** Substitute into the formula:

$$m = \frac{10 - 2}{3 - (-1)} = \frac{8}{4} = 2$$

The slope is 2, meaning  $y$  increases by 2 for every 1-unit increase in  $x$ .



“Slope is like a staircase — rise tells you how high each step is, run tells you how far forward you go!”



Get Online

Find more at  
[ViewMath.com/Grade8](https://www.viewmath.com/Grade8)

 Practice

1. Find the slope of the line through  $(2, 5)$  and  $(6, 13)$ .
2. Find the slope of the line through  $(0, 7)$  and  $(4, 3)$ .
3. A line passes through  $(5, 9)$  and  $(5, -2)$ . What is the slope?
4. A hiker climbs a trail that rises 300 feet over a horizontal distance of 1,200 feet. What is the slope of the trail?
5. A table shows a plant's height over time:  $(1, 3)$ ,  $(3, 7)$ ,  $(5, 11)$  where  $x$  is weeks and  $y$  is height in cm. Find the rate of change and interpret it.
6. The temperature at 6:00 AM was  $58^{\circ}\text{F}$  and at 2:00 PM it was  $82^{\circ}\text{F}$ . What is the average rate of change in temperature per hour?

 Daily Challenge

7. A phone battery is at 95% at 8:00 AM and at 40% at 2:00 PM. At 5:00 PM the battery is at 10%. Find the rate of change for each time interval. Was the battery draining at a constant rate all day? Explain.

 **Key Takeaway:** Slope =  $\frac{y_2 - y_1}{x_2 - x_1}$  measures steepness and tells you the rate at which  $y$  changes for each unit of  $x$ .

 Day Complete 

I understand today's lesson     I finished the practice



Get Online

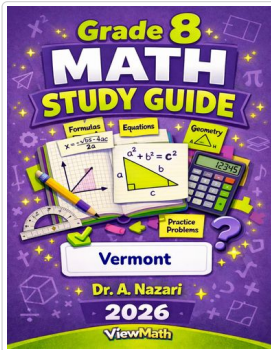


Find more at  
[ViewMath.com/Grade8](https://www.viewmath.com/Grade8)



 **Great Job! Keep Learning with ViewMath!**


Keep up the great work! Visit [viewmath.com/VT-Grade8](http://viewmath.com/VT-Grade8) for free lessons, quizzes, and more.



Study Guide



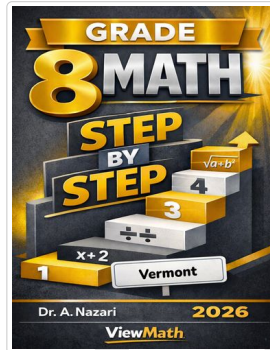
Scan Me



Workbook



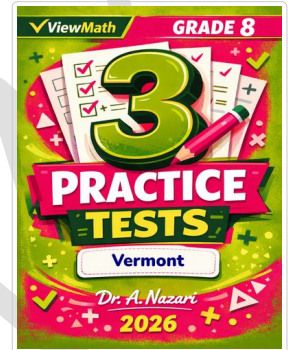
Scan Me



Step-by-Step



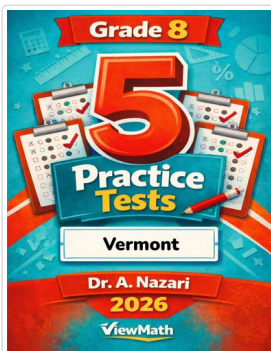
Scan Me



3 Practice Tests




Scan Me



5 Practice Tests



Scan Me



6 Practice Tests



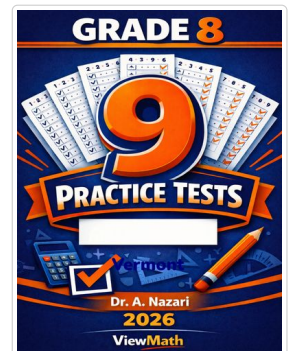
Scan Me



7 Practice Tests



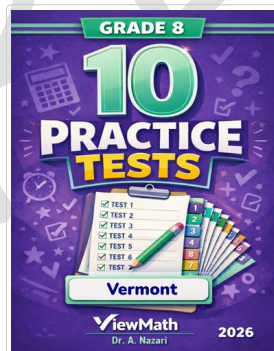
Scan Me



9 Practice Tests



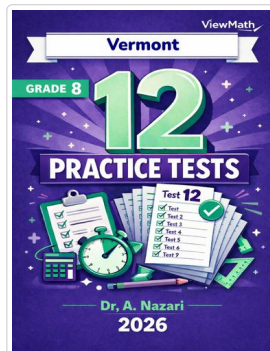
Scan Me



10 Practice Tests



Scan Me



12 Practice Tests



Scan Me



Get Online



Find more at [ViewMath.com/Grade8](http://ViewMath.com/Grade8)



THANK YOU

# Enjoyed This Preview?

## Get the Full Book!

*This preview shows just a small sample of what's inside.*

*The complete book includes:*

- ✓ *All chapters and topics*
- ✓ *Hundreds of practice problems*
- ✓ *Complete answer key with explanations*
- ✓ *Colorful visuals and step-by-step examples*
- ✓ *Reference sheets and progress trackers*

🌐 Visit us at [ViewMath.com](https://www.viewmath.com) for free resources and more books!